






Year Five Home Learning Project

Summer One

- ✓ You should choose at least three out of the eight options below. You could think of your own idea for some research/project ('Brain Wave') as one of these.
- ✓ Please ensure you have some evidence of your Home Learning to share with your teacher. This may be presented in the Home Learning book that you have been given, or you may choose to present it in other ways e.g. using ICT, creating a sculpture- be creative with how you present your work.

	Calculate or reason	Write	Discuss	Create	Teach	Whilst at Home!	Investigate	Watch or listen	Brain Wave!
 <p>Mountains and Rivers</p>	<p>How long would it take to hike along the length of the river Thames?</p> <p>Would it take longer to hike along the river Thames or the river Danube? Explain why.</p> <p>How many human beings could you fit inside the volume of Mount Everest?</p> <p>How many times would Mount Everest fit into the deepest part of the ocean?</p>	<p>Write a story. Imagine you are a stick travelling down the Amazon/ Nile/Thames.</p> <p>You can present this how you like; as a comic, a poem or even a classic adventure story. It's up to you!</p> 	<p>Look at the location of major world capital cities on a map.</p> <p>What do you notice about the physical features of the landscapes surrounding them?</p> <p>Can you explain why people might have settled there?</p> <p>Which rivers or mountains have your families visited?</p> <p>What experience did you/they have?</p>	<p>Make a model of a river flowing down from a mountain.</p> <p>Watch the following clips that show the journey of rivers from source to mouth.</p> <p>The attached document shows how to make a model. You can use tissue paper or other materials instead of Modroc.</p> <p>Introduction to Modroc sculpture - YouTube clip</p> <p>The River Severn from source to mouth - YouTube clip</p>	<p>Find and show your family the route of the rivers Thames, Severn and Clyde on a UK map.</p> <p>Where is the source?</p> <p>Where do they join the sea (the mouth)?</p> <p>You may like to write a poem about one of those rivers with your family.</p> 	<p>Mountaineers need strong arms and legs!</p> <p>Can you think of three exercises that would strengthen your arms and legs?</p> <p>Devise and follow your own work-out routine that could compete with the likes of Joe Wickes!</p> <p>You could either film it or write it down.</p> <p>It should be something simple and energetic that anybody could do for 5 minutes a day!</p>	<p>Try to dissolve some different substances (salt, cardboard, a compact ball of soil, chalk for example) in heated water.</p> <p>What changes do you notice happening to the materials?</p> <p>Are any of the changes reversible?</p>	<p>Listen to 'The Moldau', Smetana's symphony that represents the journey of a river (The Moldau). Can you describe the changing moods of the river on its journey?</p> <p>Could you create a river journey dance?</p> <p>Watch Blue Planet 2 series 1, Episode 6 on Coasts. Available on BBC i-Player.</p>	

Your Home Learning should be completed mid-way through the half term. We would like you to email the office (office@bowesprimaryelt.org) with a photo of anything you have managed to create! Some of your work will be shared on the school website.

Hand in Date

Tuesday 5th May '20