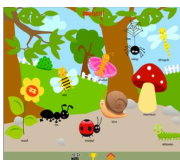







# Reception Home Learning Project

## Summer 1

- ✓ You should choose at least three out of the eight options and your 'Brain Wave' (Free Choice) to complete your Home Learning Project.
- ✓ This may be presented in the Home Learning book that you have been given, or you may choose to present work in other ways e.g. using ICT, creating a sculpture- be creative with how you present your work.

	Calculate or Reason	Write	Discuss	Create	Teach	Whilst at Home!	Investigate	Watch or Listen	Brain Wave!
<p><b>Our Learning Quest:</b></p> <p><b>Roots, Shoots and Muddy Boots!</b></p> 	<p>Try growing something at home eg. - beanstalk, flower etc.</p> <p>Keep a diary of the changes and measure how much it grows.</p> <p><b>Suggestion:</b> It would be lovely to see some photos of your child's plant.</p>	<p>Write about your favourite minibeast.</p>  <p><b>Suggestion:</b> Use words such as: like, because, they, have, and. Remember capital letters, finger spaces and full stops!</p>	<p>Discuss the different parts of a plant e.g. leaves, stem etc.</p>  <p><b>Suggestion:</b> Draw and label a picture or take photos of your child exploring the parts of a plant.</p>	<p>Make your own plant and write about it using your phonic knowledge.</p> <p><b>Suggestion:</b> Use creative materials, it could be 3D or it could be a collage in the book.</p>	<p>Discuss how we can look after our environment and why it is important. What things could you do to help?</p>  <p><b>Suggestion:</b> Take some photos of your child recycling/sorting the recycling. Make a poster of how we can look after our environment.</p>	<p>Practise getting yourself dressed/undressed.</p> <p>Make a rainbow to display in your window. Go for a walk and count how many rainbows you can spot along the way.</p> <p><b>Suggestion:</b> Take a photo of some of the rainbows you spot on your walk. Can you make a list of all the colours in the rainbow?</p>	<p>Investigate the life cycle of an animal of your choice.</p> <p><b>Suggestion:</b> Draw the life cycle and write about it.</p>	<p>Watch 'Antz' or 'A Bug's Life'</p> <p>Watch the story of 'The Tiny Seed' on Youtube by Eric Carle.</p> <p><b>Suggestion:</b> Draw your favourite character.</p>	

Your Home Learning should be completed mid-way through the half term. We would like you to email the office (office@bowesprimaryelt.org) with a photo of anything you have managed to create! Some of your work will be shared on the school website

**Hand in Date**  
Tuesday 5<sup>th</sup> May '20