


# Bowes Primary School



## Home Learning Pack

### Dear Parents

- We have provided several tasks that will support your child's learning during the current school closure.
- Many of the tasks are based on what the children would have been studying in class.
- Work can be recorded in your child's Home Learning book where appropriate.
- As teachers will not be able to oversee or feedback on this work, any support you can provide will be helpful.

# WILLOW NURSERY HOME LEARNING 6th July 2020

# Suggestions & Ideas !




Time	Monday	Tuesday	Wednesday	Thursday	Friday
8.30 - 9.00	<b>Get Active !</b> Continue to Choose your favourite Activity from: Cosmic Kids Yoga - 'Frank the Frog' <a href="https://www.youtube.com/watch?v=TY8xx7c6_z0">https://www.youtube.com/watch?v=TY8xx7c6_z0</a> Jamie's Brain Break 'little green frog' <a href="https://www.youtube.com/watch?v=3LIRSTEtqCg">https://www.youtube.com/watch?v=3LIRSTEtqCg</a> about face muscles Cbeebies: Andy's Aquatic Adventures 'Frog Hopping' <a href="https://www.bbc.co.uk/cbeebies/watch/andys-aquatic-raps-playlist#playlist">https://www.bbc.co.uk/cbeebies/watch/andys-aquatic-raps-playlist#playlist</a> Cbeebies: 'Dance like the Frogs' from 'The Ugly Duckling' BALLET <a href="https://www.bbc.co.uk/cbeebies/watch/ugly-duckling-frog-dance">https://www.bbc.co.uk/cbeebies/watch/ugly-duckling-frog-dance</a>				



**Starter:** Singing our 'Days of the Week' song. It's July! - what's the weather like today ? Clap & count to the Date.  
 Practise the Days of the Week - join in with: <https://www.youtube.com/watch?v=spi77By9-iA>

**Story of the Week: "The Teeny Weeny Tadpole" by Sheridan Cain & Jack Tickle**  
<https://www.youtube.com/watch?v=DFzqvHeXXQw>

9.00-9.30 <b>REVISE</b> all previous Set 1 letters <b>every day first</b> Practise your Set 1 Speedsounds, saying without 'uh' and remember to either 'stretch' or 'bounce' or 'just breath'	<b>Phonics</b> Practise: Repeat - Practise! - <a href="https://www.bbc.co.uk/iplayer/episode/b01f8b5r/alphablocks-series-2-24-on">https://www.bbc.co.uk/iplayer/episode/b01f8b5r/alphablocks-series-2-24-on</a> <b>Watch:</b> cbeebies Alphablocks Series 2:24 Episode: <b>'On'</b> Join in with saying the sounds with the alphablocks!	<b>Phonics</b> Set out your cards Set out 1 word at a time: r u n r u b s t o p p o t s d o t s c a n s Say the sounds, then swoosh your finger along to say the word! Watch: cbeebies Alphablocks Series 3:4 Episode: 3:6 <b>'Dots'</b> Read the words as the alphablocks hold hands <a href="https://www.bbc.co.uk/iplayer/episode/b01ncpbq/alphablocks-series-3-6-dots">https://www.bbc.co.uk/iplayer/episode/b01ncpbq/alphablocks-series-3-6-dots</a>	<b>Phonics</b> Set out your cards: Set out 1 word at a time: h i l l n e t b o g c o g f r o g Say the sounds, then swoosh your finger along to say the word! More tomorrow! Watch: cbeebies Alphablocks stage 3 Episode: 3:7 <b>'Frog on a Dog'</b> Read the words as the alphablocks hold hands <a href="https://www.bbc.co.uk/iplayer/episode/b01nd2w1/alphablocks-series-3-7-frog-on-a-dog">https://www.bbc.co.uk/iplayer/episode/b01nd2w1/alphablocks-series-3-7-frog-on-a-dog</a>	<b>Phonics</b> Set out your cards: Set out 1 word at a time - h o p d o g d i g h o g j i g Say the sounds, then swoosh your finger along to say the word. Watch same Episode: Watch: cbeebies Alphablocks AGAIN Episode: 3:7 <b>'Frog on a Dog'</b> Read the words as the alphablocks hold hands <a href="https://www.bbc.co.uk/iplayer/episode/b01nd2w1/alphablocks-series-3-7-frog-on-a-dog">https://www.bbc.co.uk/iplayer/episode/b01nd2w1/alphablocks-series-3-7-frog-on-a-dog</a>	<b>Phonics</b> Play setting out your cards - make up some short 3 letter words by yourself - play sounding them out Have a try at writing some - don't forget the <b>"here we go"</b> lead-in stroke. RED WORDS: Not for sounding out: <b>I my said</b> Show to your child & repeat together
--	---	--	--	--	--

9.30-10.30	<b>Free-Flow Activities</b> Suggestions to Choose from: <ul style="list-style-type: none"> <li>Can you make a delicious FROG apple? A grown-up will cut it &amp; you can put it together. SEE ATTACHED PICTURE</li> <li>Can you make a cardboard tube FROG, catching flies? SEE ATTACHED PICTURE</li> <li>Make a frog headband - jump like a frog - off the speckled log like the song - SEE ATTACHED PICTURE</li> <li>Add some green food colouring to cake mixture - to make FROG muffins - SEE ATTACHED PICTURE</li> </ul> We are enjoying seeing what you are doing with these activities on your look&me account ! Thank you !
------------	--

10.30-11.00	<b>Morning Snack</b>				
11.00-11.30	<b>Maths Focus</b> Listen to: '5 Little Speckled Frogs' <a href="https://www.youtube.com/watch?v=WSC-gHBU_d0">https://www.youtube.com/watch?v=WSC-gHBU_d0</a> Use the stone FROGS that you have made - can you play the song - saying the 'take-away' number sentence. How many FROGS can you see on this log? 	<b>Literacy Focus</b> Listen to: 'The Teeny Weeny Tadpole' By Sheridan Cain & Jack Tickle <a href="https://www.youtube.com/watch?v=DFzqvHeXXQw">https://www.youtube.com/watch?v=DFzqvHeXXQw</a> Can you label your life-cycle picture - Frog spawn Tadpole Froglet Frog 	<b>Understanding The World</b> WIZZ - 'Jess' Minibeast Adventures' - watch <a href="https://www.youtube.com/watch?v=T-OUdFXuq88">https://www.youtube.com/watch?v=T-OUdFXuq88</a> see Jess find 'water boatman' and 'dragonfly' & pond creatures, finally a 'frog'. 'Amphibians' For Kids <a href="https://www.youtube.com/watch?v=XI8GPsf6TAc">https://www.youtube.com/watch?v=XI8GPsf6TAc</a> What is their skin like? How many legs do they have? What do they eat? Can you say the word	<b>Expressive Arts &amp; Design</b> Look at these pictures of Monet's Garden in Giverny, France. It is very famous - can you see the lily pads? 	<b>PSED/Social &amp; Emotional</b> Learn about some <b>more</b> happy children all over the World: Cbeebies <b>'WHERE IN THE WORLD'</b> Choose Series1:9 Episode: <a href="https://www.bbc.co.uk/iplayer/episode/b08vdmh6/where-in-the-world-series-1-9-angel-hamza-and-liza-liza-makes-a-birthday-cake">https://www.bbc.co.uk/iplayer/episode/b08vdmh6/where-in-the-world-series-1-9-angel-hamza-and-liza-liza-makes-a-birthday-cake</a>

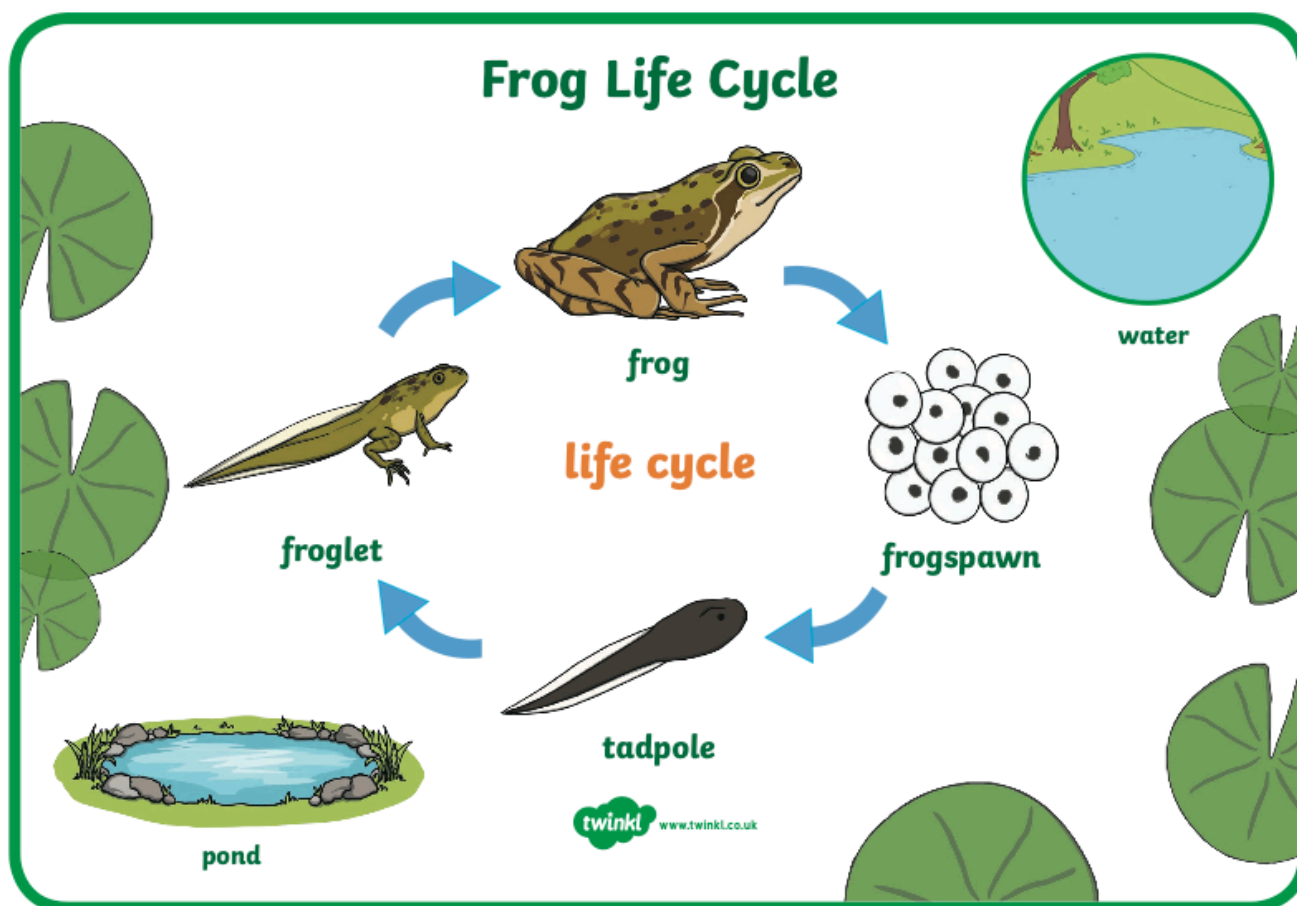
	<p>SEE THE NEXT PICTURE</p>  <p>Count how many left on the log?</p> <p>How many on the log?</p> <p>How many in the water?</p> <p>How many altogether?</p>	<p>A word mat to help</p> <p>Join in the rhyme - Barefoot Books - 'Over in the Meadow'</p> <p><a href="https://www.youtube.com/watch?v=C6lj6XMMB-g">https://www.youtube.com/watch?v=C6lj6XMMB-g</a></p>	<p>'metamorphosis' - what does it mean?</p> <p>Can you put the pictures in order of the Life Cycle of a FROG?</p> <p>Draw some like these pictures &amp; cut them out:</p> 	 <p>Can you make your own lily-pad picture?</p> <p>Use a paper plate &amp; lots of shades of green &amp; blue Like Monet.</p>  	
11.30-12.30	<b>Lunch Break</b>				
12.30-1.00	<b>Get Active Outdoors! Fresh Air play.</b>				
1.00-1.30	<p><b>Number Activity</b></p> <p>Can you make some stone frogs? Use them to play the take-away game above.</p> 	<p><b>Number Activity</b></p> <p>Help to count the sheep - Watch 'NUMBERBLOCKS'</p> <p><a href="https://www.bbc.co.uk/iplayer/episode/b08q4g7y/numberblocks-series-2-counting-sheep">https://www.bbc.co.uk/iplayer/episode/b08q4g7y/numberblocks-series-2-counting-sheep</a></p>	<p><b>Number Activity</b></p> <p>Put some masking tape on the floor - or some chalk outside. Play a game of jumping like FROGS - how many lines can you jump? Who can jump the furthest?</p> 	<p><b>Number activity</b></p> <p>Make some inky prints like the NUMBERBLOCKS!</p> <p><a href="https://www.bbc.co.uk/iplayer/episode/b08dnnqm/numberblocks-series-1-stampolines">https://www.bbc.co.uk/iplayer/episode/b08dnnqm/numberblocks-series-1-stampolines</a></p>	<p><b>Shape Activity</b></p> <p>Join in singing to one of our favourite songs! Can you find any of the same shapes around your home?</p> <p><a href="https://www.youtube.com/watch?v=WTeqUeJf3DQ">https://www.youtube.com/watch?v=WTeqUeJf3DQ</a></p>
1.30-2.00	<p><b>Story Time</b></p> <p>Listen to Life cycle of a Frog Song:</p> <p><a href="https://www.youtube.com/watch?v=MJOSoJNeu54">https://www.youtube.com/watch?v=MJOSoJNeu54</a></p>	<p><b>Story Time</b></p> <p>Listen to Andy read about the Oddsockosaurus!</p> <p><a href="https://www.bbc.co.uk/iplayer/episode/b07r1hix/cbeebies-bedtime-stories-552-andy-day-oddsockosaurus">https://www.bbc.co.uk/iplayer/episode/b07r1hix/cbeebies-bedtime-stories-552-andy-day-oddsockosaurus</a></p>	<p><b>Story Time</b></p> <p><a href="https://www.bbc.co.uk/iplayer/episode/b09zgl40/cbeebies-bedtime-stories-631-pearl-mackie-the-colour-thief">https://www.bbc.co.uk/iplayer/episode/b09zgl40/cbeebies-bedtime-stories-631-pearl-mackie-the-colour-thief</a></p> <p>Pearl reads the story about The Colour Thief</p>	<p><b>Story Time</b></p> <p>Listen to a story about 'Tiddalick the Frog' a DREAMTIME story from Australia</p> <p><a href="https://www.youtube.com/watch?v=Oy3Ta5xcKV4">https://www.youtube.com/watch?v=Oy3Ta5xcKV4</a></p>	<p><b>Story Time</b></p> <p>Listen to TINGA TINGA TALES 'Why Frog Croaks'</p> <p><a href="https://www.youtube.com/watch?v=WTKR5VHYhCI">https://www.youtube.com/watch?v=WTKR5VHYhCI</a></p>
2.00-2.30	<b>Review</b> - Talk about the day's learning. Please upload the activities for us to see on your look@me.				

<https://www.youtube.com/watch?v=hCBzNnSSxds>

ReadWriteInc on youtube. Please practise saying your sounds, like the little girl in the ReadWriteInc film.

Look at the following pictures to help with your FREEFLOW activities.

Choose one that you would like to do.



Here is a word mat to help you with labelling your life-cycle picture.





**A grown-up can cut the apple – you can make a delicious FROG**



!



**Paint your cardboard tube green like the Little Green Frog !  
Make some arms & legs & stick them on.  
Draw 2 big boggly eyes –  
Stick the end of a long string in your frog's mouth – stick a fly  
on the other end!**





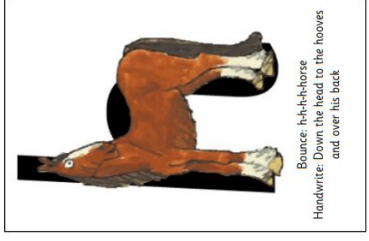
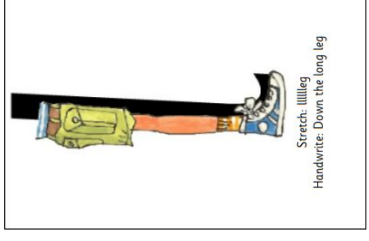
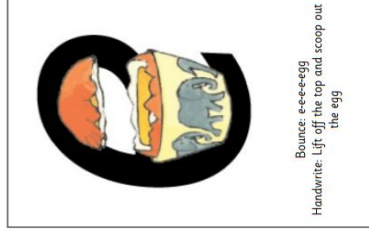

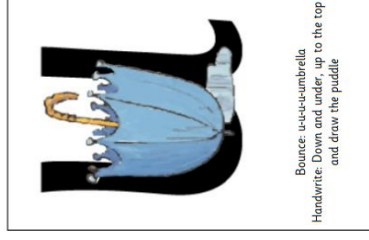


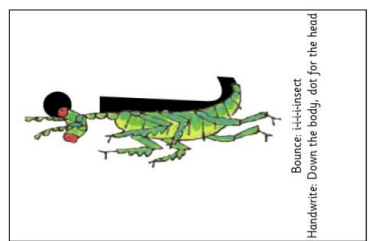
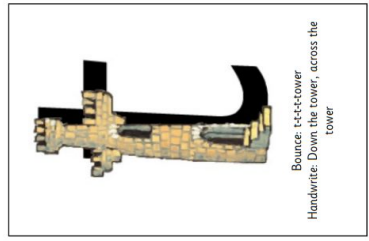
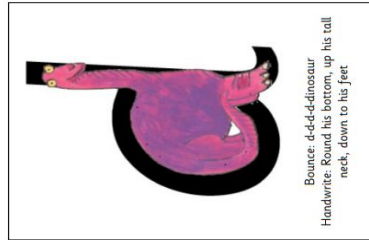

**A frog head-band using card. You can play 5 Little Speckled Frogs –**

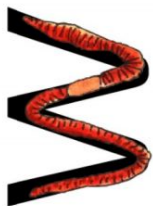





**Add some green food colouring to cake mixture – to make these FROG MUFFINS !**







Bounce: w-w-w-w-worm  
Handwrite: Down, up, down, up



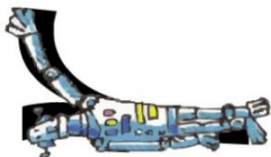
Bounce: y-y-y-yak  
Handwrite: Down a horn up a horn and  
under his head



Stretch: vvvulture  
Handwrite: Down a wing, up a wing



Bounce: j-j-j-jack-in-a-box  
Handwrite: Down his body curl and dot



Stretch: rrrrrbot  
Handwrite: Down his back, then curl over his arm



Stretch: shhhhh says the horse to the hissing



thing on a string

1. thing, ping, string, wing, sing, sang, pong,  
song, bang



Bounce: x-x-x-x-exercise  
Handwrite: Down the arm and leg and repeat the other side



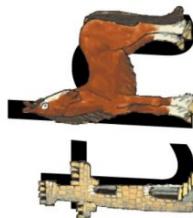
Bounce: qū-qū-qū-queen  
Handwrite: Round her head, up past her  
                  earrings and down her hair



Bounce: ch-ch-ch-choo  
The horse sneezes when the caterpillar's  
hairs get up his nose



Stretch: zzzzip  
Handwrite: Zig-zag-zig



Stretch: thhhh  
Handwrite: The princess in the tower is rescued by the horse.  
She say: thhthankyou



I think I stink

1. think, stink, wink, sink, blink, link, pink,  
plant, thank, sunk



