



# Bowes Primary School






## Home Learning Pack

### Dear Parents


- We have provided several tasks that will support your child's learning during the current school closure.
- Many of the tasks are based on what the children would have been studying in class.
- Work can be recorded in your child's Home Learning book where appropriate.
- As teachers will not be able to oversee or feedback on this work, any support you can provide will be helpful.

WILLOW NURSERY HOME LEARNING 1 <sup>st</sup> June 2020			Suggestions & Ideas !		
Time	Monday	Tuesday	Wednesday	Thursday	Friday
8.30 – 9.00	<b>Get Active !</b> Continue to Choose your favourite Activity from: Try : <a href="https://www.youtube.com/watch?v=LMxtwzroMTQ">https://www.youtube.com/watch?v=LMxtwzroMTQ</a> Can you dance the pop-see-ko? Cosmic Kids Yoga <a href="https://www.youtube.com/user/CosmicKidsYoga">https://www.youtube.com/user/CosmicKidsYoga</a> ‘Coco the Butterfly’ Andy’s Wild Workouts <a href="https://www.bbc.co.uk/programmes/p06tmry2">https://www.bbc.co.uk/programmes/p06tmry2</a> Episode: ‘The Undergrowth’				
<b>Starter:</b> Singing our ‘Days of the Week’ song. It’s June! - what’s the weather like today ? Count to the Date. ‘The Shape Song’ one of Willow’s favourites – <a href="https://www.youtube.com/watch?v=pfRuLS-Vnjs">https://www.youtube.com/watch?v=pfRuLS-Vnjs</a>					
<b>Story of the Week: “The Hungry Caterpillar” by Eric Carle</b> <a href="https://www.youtube.com/watch?v=75NQK-Sm1YY">https://www.youtube.com/watch?v=75NQK-Sm1YY</a>					
9.00-9.30 REVISE all previous Set 1 letters <u>every</u> day first Practise your Set 1 Speedsounds, saying without ‘uh’ and remember to either ‘stretch’ or ‘bounce’ or ‘just breath’	<b>Phonics</b> Set out your cards: <b>h e n h o p h u m</b> <b>m e n h u g</b> <b>Revise:</b> (Set out 1 word at a time!) Say the sounds like Fred, then swoosh your finger along to say the word! <b>Watch:</b> cbeebies Alphablocks stage 1 Episode: ‘ <b>Hen</b> ’ Read the words as the alphablocks hold hands!	<b>Phonics</b> Set out your cards: <b>b a d b u g b u s</b> <b>b i n b o p</b> Set out 1 word at a time ! Say the sounds, then swoosh your finger along to say the word! Watch: cbeebies Alphablocks stage 1 Episode: ‘ <b>Bop</b> ’ Read the words as the alphablocks hold hands	<b>Phonics</b> Set out your cards: <b>l o g l i d b e d t e d</b> <b>h u g n a p c o t l i p s</b> Set out 1 word at a time ! Say the sounds, then swoosh your finger along to say the word! Watch: cbeebies Alphablocks stage 1 Episode: ‘ <b>Lips</b> ’ Read the words as the alphablocks hold hands <a href="https://www.bbc.co.uk/cbeebies/watch/alphablocks-lips">https://www.bbc.co.uk/cbeebies/watch/alphablocks-lips</a>	<b>Phonics</b> Set out your cards: <b>v a n j o g j i g</b> <b>j u g v e t j e t</b> Set out 1 word at a time! Say the sounds, then swoosh your finger along to say the word. Watch: cbeebies Alphablocks stage 1 Episode: ‘ <b>V a n</b> ’ Read the words as the alphablocks hold hands	<b>Phonics</b> Play setting out your cards – make up some short 3 letter words by yourself – play sounding them out – Have a try at writing some – don’t forget the “ <b>here we go</b> ” lead-in stroke.  RED WORDS: Not for sounding out: <b>my I</b> <b>the you</b> Show to your child
9.30-10.30	<b>Free-Flow Activities</b> Suggestions to Choose from: <ul style="list-style-type: none"><li>Can you play an active game with the Life Cycle cards? When they are turned over you do the actions! SEE ATTACHED SHEETS</li><li>Can you make a Sock Puppet of The Hungry Caterpillar ? See ATTACHED SHEET</li><li>Can you find an egg-box – make a Hungry Caterpillar – paint the egg cup shapes green, &amp; add a red face &amp; antennae? SEE ATTACHED SHEET</li><li>‘Jess’ Minibeast Adventures’ <a href="https://www.youtube.com/watch?v=FUEu4moxzM">https://www.youtube.com/watch?v=FUEu4moxzM</a> about Butterflies.</li></ul> We are enjoying seeing what you are doing with the activities on your look&me account ! Thank you !				
10.30-11.00	<b>Morning Snack</b>				
11.00-11.30	<b>Maths Focus</b> Can you say the Days of the Week in order, like our Class song? Can you make a Week’s Chart for the Hungry Caterpillar? Stick the pictures onto the Chart – <u>SEE ATTACHED SHEET.</u> Which day did he eat the MOST fruit? Count the party food? Did he get BIGGER?	<b>Literacy Focus</b> Share the story <b>‘The Hungry Caterpillar’ by Eric Carle</b> Watch the animated film on the link above Can you remember which fruits he ate on which day? Can you MAKE A ZIG-ZAG BOOK – using the pictures on the <u>SHEET</u> ? Cut them out and stick them.	<b>Understanding The World</b> Can you make a cucumber Caterpillar? See the <u>SHEET</u> Use a Tomato for the face. This is fresh & healthy food. Was SATURDAY a healthy food day for the Hungry Caterpillar? How about making some delicious FRUIT KEBABS ? See attached <u>SHEET.</u> Which are sweet? Which is your favourite?	<b>Expressive Arts &amp; Design</b> Can you make a Hungry Caterpillar with your hand-prints? See the picture attached. Use red and green like the story. Add the legs and the antennae. <a href="https://www.youtube.com/watch?v=EgiQ6GltTrI">https://www.youtube.com/watch?v=EgiQ6GltTrI</a> ‘SuperSimpleSongs’ – Can you join in with the Song? Butterfly Ladybug, Bumblebee	<b>PSED/Social &amp; Emotional</b> ‘The Crunching Munching Caterpillar’ By Sheridan Cain & Jack Tickle <a href="https://www.youtube.com/watch?v=7QQUNBjllts">https://www.youtube.com/watch?v=7QQUNBjllts</a> Talk about the Story: We are all different – Caterpillar wanted to fly, like the bee, the bird – but Butterfly knew what would happen. Being happy and comfortable with selves.
11.30-12.30	<b>Lunch Break</b>				
12.30-1.00	<b>Get Active Outdoors! Fresh Air play.</b>				
1.00-1.30	<b>Number Activity</b> <a href="https://www.topmarks.co.uk/learning-to-count/ladybird-spots">https://www.topmarks.co.uk/learning-to-count/ladybird-spots</a>  Practise your counting!  See how many Puzzles you can do – Have a Puzzle race with a grown up – Ready Steady Go !	<b>Number Activity</b> <a href="https://www.topmarks.co.uk/learning-to-count/underwater-counting">https://www.topmarks.co.uk/learning-to-count/underwater-counting</a> Practise your Counting !  Go on a Shape Hunt – Find circles, triangles, rectangles and squares at home!	<b>Shape Monsters</b> 2D Shape Matching Game  	<b>Number doubles</b> Can you find a <u>small</u> mirror ? Put it to stand up: Put a small toy next to the mirror – a car? Count how many cars = 2 (1 in the mirror, 1 in front of the mirror) Try 2 cars next – How many cars altogether ? (4) Play with some little people toys, to practise your doubling	<b>Number</b> <a href="https://www.bbc.co.uk/bitesize/topics/zikphbk/articles/zd4b382">https://www.bbc.co.uk/bitesize/topics/zikphbk/articles/zd4b382</a>  <b>Bud’s Number Garden</b>  How many creepy crawlies are hiding in the leaf pile?

1.30-2.00	<p>Story Time</p> <p>'Caterpillar Shoes'  <a href="https://www.youtube.com/watch?v=tYa6OLQHRc">https://www.youtube.com/watch?v=tYa6OLQHRc</a></p>	<p>Story Time</p> <p>'The Very Lonely Firefly'            By Eric Carle</p> 	<p>Story Time</p> <p><a href="https://www.youtube.com/watch?v=YdiGEiz5b0Q">https://www.youtube.com/watch?v=YdiGEiz5b0Q</a>            'The Very Quiet Cricket'            By Eric Carle</p>  <p>Crickets love the night – can you think of any other creatures who love the night?</p>	<p>Story Time</p> <p>'Mad About Minibeasts'            By Giles Andrae</p> 	<p>Story Time</p> <p>Your Choice !</p>
2.00-2.30	<p><b>Review</b> – Talk about the day's learning. Please upload the activities for us to see on your <b>look@me</b>.</p>				


<https://www.youtube.com/watch?v=hCBzNnSSxds>

ReadWriteInc on youtube. Please practise saying your sounds, like the little girl in the ReadWriteInc film.



Can you use these pictures to make your own ZIG-ZAG book, cut them out and stick them in order.

Page 2 for your Zig-Zag book.












**Can you make The Hungry Caterpillar using an eggbox ?  
Paint the face red, add some eyes and antennae.**



Can you stick the pictures in the right day?



# HUNGRY CA

**Monday**

**Tuesday**

**Wedn**

**Saturday**

# WATERPILLAR







esday

Thursday

Friday

Sunday





**Monday**

twinkl.co.uk

**Tuesday**

twinkl.co.uk

**Wednesday**

twinkl.co.uk

**Thursday**

twinkl.co.uk

**Friday**

twinkl.co.uk

**Saturday**

twinkl.co.uk

**Sunday**

twinkl.co.uk



**A delicious Hungry Caterpillar !**  
**Now try the Fruit Kebabs ?**  
**Look to see where the food comes from?**  
**Does it grow on top of the ground?**  
**Does it grow under the ground?**  
**Can you see the seeds?**  
**Can you find the skin?**  
**Can you eat the skin?**





**Look at these delicious fruit kebabs !**

**Can you choose your favourite fruit and make kebabs?**


**Be careful with the sharp sticks !**

**Where does the fruit come from?**

**Does it grow under or on top of the ground?**

**Take care eating grapes!**


# Egg



**Curl up in a ball.**


Can you play a game with these cards? When they are turned over you make the actions !

# Caterpillar




**Wriggle like a caterpillar.**

# Chrysalis



**Turn around, spin and  
twist with your arms by  
your sides.**

# Butterfly



**Lift arms up and down  
like a butterfly flying.**





**Can you make The Hungry Caterpillar  
with your hand prints?**



**Can you make a sock puppet of  
The Hungry Caterpillar ?**

**Can you make him eat pretend fruit?**

**Can you wrap him up like a Cocoon?**