


Bowes Primary School



Home Learning Pack

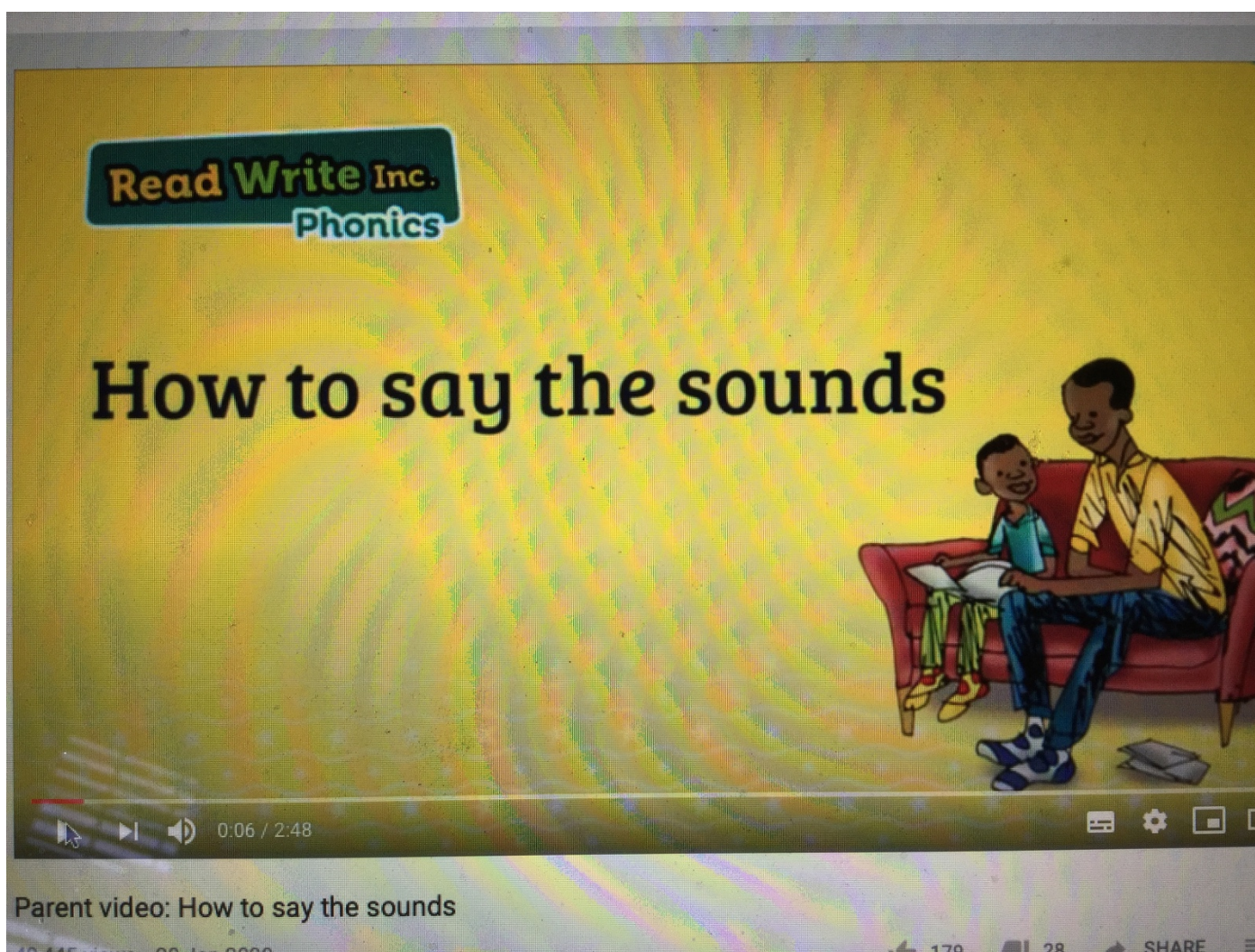
Dear Parents

- We have provided several tasks that will support your child's learning during the current school closure.
- Many of the tasks are based on what the children would have been studying in class.
- Work can be recorded in your child's Home Learning book where appropriate.
- As teachers will not be able to oversee or feedback on this work, any support you can provide will be helpful.

| WILLOW NURSERY HOME LEARNING 18 th May 2020 | | | Suggestions & Ideas ! | | |
|--|--|--|--|---|---|
| Time | Monday | Tuesday | Wednesday | Thursday | Friday |
| 8.30 – 9.00 | Get Active ! Continue to Choose your favourite Activity from: Try : https://www.youtube.com/watch?v=LMxtwzroMTQ Can you dance the pop-see-ko? Cosmic Kids Yoga https://www.youtube.com/user/CosmicKidsYoga Andy's Wild Workouts https://bbc.co.uk/iplayer/episodes/p06tmmvz/andys-wild-workouts Series 1:2 African Savannah | | | | |
| Starter: Singing our 'Days of the Week' song. It's May - what's the weather like today ? Count to the Date. 'Super Simple Songs' on https://www.youtube.com/watch?v=LrAtBtQnvCE Story of the Week: "Elmer" by David McKee https://www.youtube.com/watch?v=zFrD18XLmIM | | | | | |
| 9.00-9.30 REVISE all previous Set 1 letters <u>every</u> day first Practise your Set 1 Speedsounds, saying without 'uh' and remember to either 'stretch' or 'bounce' or 'just breath' | Phonics Set out your cards: pen pet peg (Set out 1 word at a time!) Say the sounds like Fred, then swoosh your finger along to say the word! Watch: cbeebies Alphablocks stage 1 Episode: ' Pen ' Read the words as the alphablocks hold hands! | Phonics Set out your cards: cup pup pop sum mug mud Set out 1 word at a time ! Say the sounds, then swoosh your finger along to say the word! Watch: cbeebies Alphablocks stage 1 Episode: ' Up ' Read the words as the alphablocks hold hands | Phonics Set out your cards: rug rod rag dig red Set out 1 word at a time ! Say the sounds, then swoosh your finger along to say the word! Watch: cbeebies Alphablocks stage 1 Episode: ' Red ' Read the words as the alphablocks hold hands https://www.bbc.co.uk/cbeebies/watch/alphablocks-red | Phonics Set out your cards: hen hop hum men hug Set out 1 word at a time! Say the sounds, then swoosh your finger along to say the word. Watch: cbeebies Alphablocks stage 1 Episode: ' Dot ' Read the words as the alphablocks hold hands | Phonics Play setting out your cards – make up some short 3 letter words by yourself – play sounding them out – Have a try at writing some – don't forget the " here we go " lead-in stroke. RED WORDS: Not for sounding out: my the Show to your child |
| 9.30-10.30 | Free-Flow Activities Suggestions to Choose from: <ul style="list-style-type: none">Making an elephant – SEE ATTACHED SHEET – using cardboard tube and this link : https://www.bbc.co.uk/cbeebies/makes/make-your-own-cardboard-tube-animal-with-evie?collectionMake a rocking paper plate Noah's Ark – SEE ATTACHED SHEETColour 'Elmer' and 'Wilbur' (Story: Elmer and Wilbur by David McKee)Watch the elephants' parade on Disney's The Jungle Book, can you march like them? https://www.youtube.com/watch?v=PrQQZuLru9sPut animals in pairs, to go onto Noah's Ark – play counting in 2s – any left over? https://www.youtube.com/watch?v=7EWpBlii4XQ We are enjoying seeing what you are doing with the activities on your look&me account ! Thank you ! | | | | |
| 10.30-11.00 | Morning Snack | | | | |
| 11.00-11.30 | Maths Focus Cutting and sticking colourful squares – Can you make all the straight sides fit next to eachother – to make your own Elmer? Colours? Stick them on to the template of Elmer Attached. This is called 'tessellating'. Can you make Wilbur too? He is only Black and white. SEE ATTACHED SHEET | Literacy Focus Share the story ' ELMER ' By David McKee Or view on youtube. Talk about the theme of the story – feeling 'different'. Fitting in – being included. Being yourself! Can you find Elmer on the last page? How did Elmer try to fit in? to be like the other elephants? | Understanding The World Cbeebies: BBC iPlayer Andy's Safari Adventures: https://www.bbc.co.uk/iplayer/episodes/b09s2qb6/andys-safari-adventures?page=2 Series 1:40 Andy & the Asian Elephant Andy's Wild Adventures: https://www.bbc.co.uk/iplayer/episode/b01cbn46/andys-wild-adventures-series-1-2-elephants Can you investigate facts about elephants? Can you find out about FLOODS? Why did Noah build the Ark? | Expressive Arts & Design Making your Rainbow ! Using half a paper plate, some cottonwool balls and colourful rainbow streamers. SEE ATTACHED SHEET. | PSED/Social & Emotional Talk about the story 'Noah's Ark' and 'promises' and 'family', looking after eachother. Elephants are WILD and FREE & not for Animal Tourism. |
| 11.30-12.30 | Lunch Break | | | | |
| 12.30-1.00 | Get Active Outdoors! Fresh Air play. | | | | |
| 1.00-1.30 | Number of the Day Number 5 Five SEE ATTACHED SHEET Trace the number | Number of the Day Number 6 Six SEE ATTACHED SHEET Trace the number | Number of the Day Number 7 Seven SEE ATTACHED SHEET Trace the number | Number of the Day Number 8 Eight SEE ATTACHED SHEET Trace the number | Number of the Day Number 9 Nine SEE ATTACHED SHEET Trace the number |

| | | | | | |
|-----------|--|--|--|--|---|
| 1.30-2.00 | Story Time Noah's Ark By Lucy Cousins | Story Time 'Elmer and Wilbur' By David McKee | Story Time 'Elmer and Rose' By David McKee | Story Time 'Elmer and Grandpa Eldo' By David McKee | Story Time 'Elmer and the Rainbow' By David McKee |
| 2.00-2.30 | Review – Talk about the day's learning. Please upload the activities for us to see on your look@me . | | | | |

ReadWriteInc on youtube.



Can you make a lovely Rainbow like this ?
Use a paper plate, cut in half.
Tape on your colourful streamers at the back.
Stick on some cottonwool balls for the cloud.



RAINBOW
paper plate craft


Fold a paper plate in half – stick on your animals, in pairs – like Noah's Ark. Put a rainbow on the top.



Can you put your cuddly toys in a Noah's Ark – in pairs?

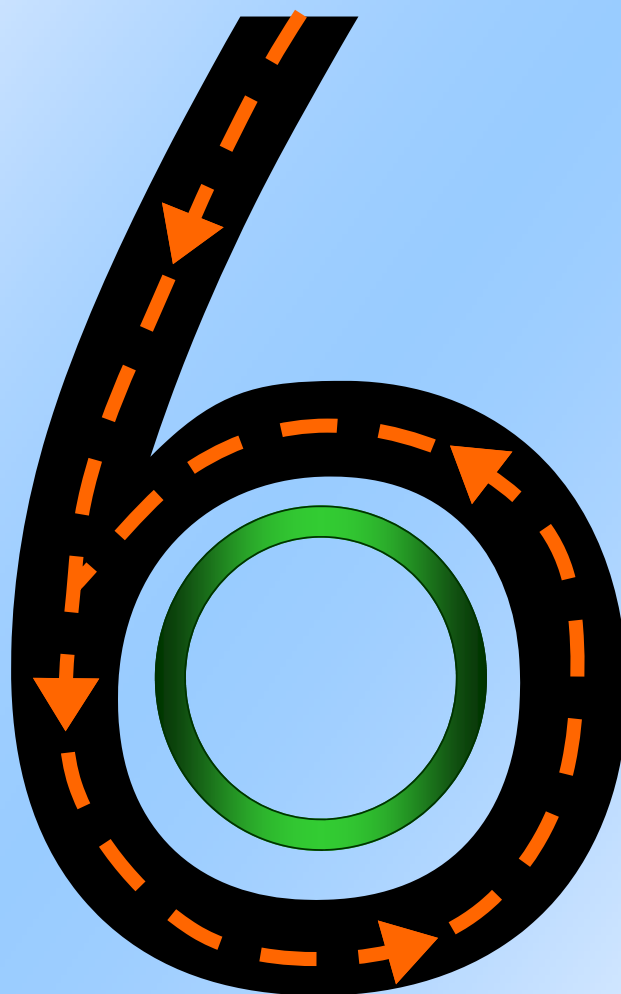


Down and around
then a flag on high




That's the way we
make a five.

Down we go and make
a loop,




Number six makes a
hoop.

Across the sky and
down from heaven,



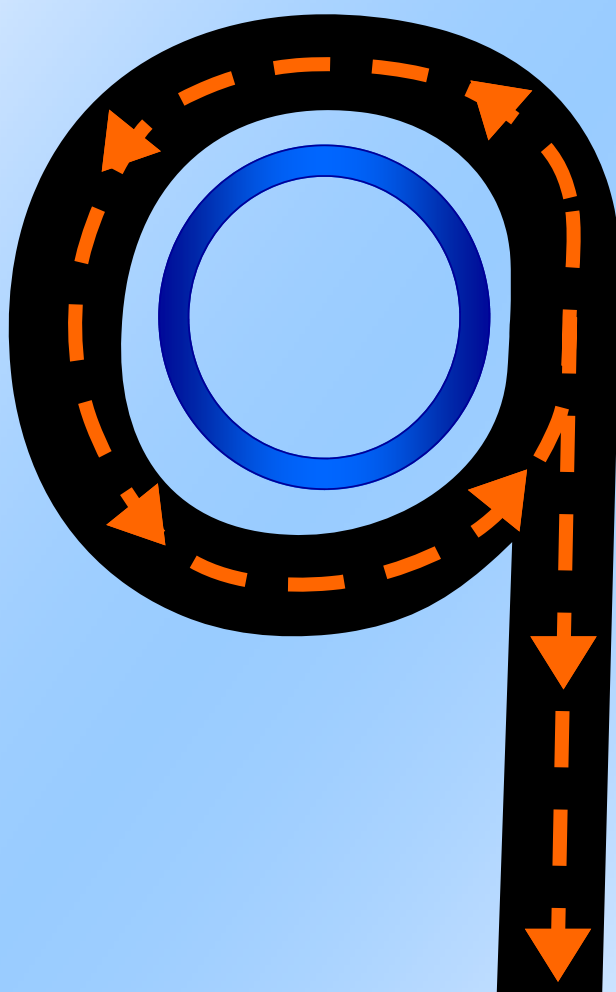
That's the way we
make a seven.

Make an 's' and do
not wait

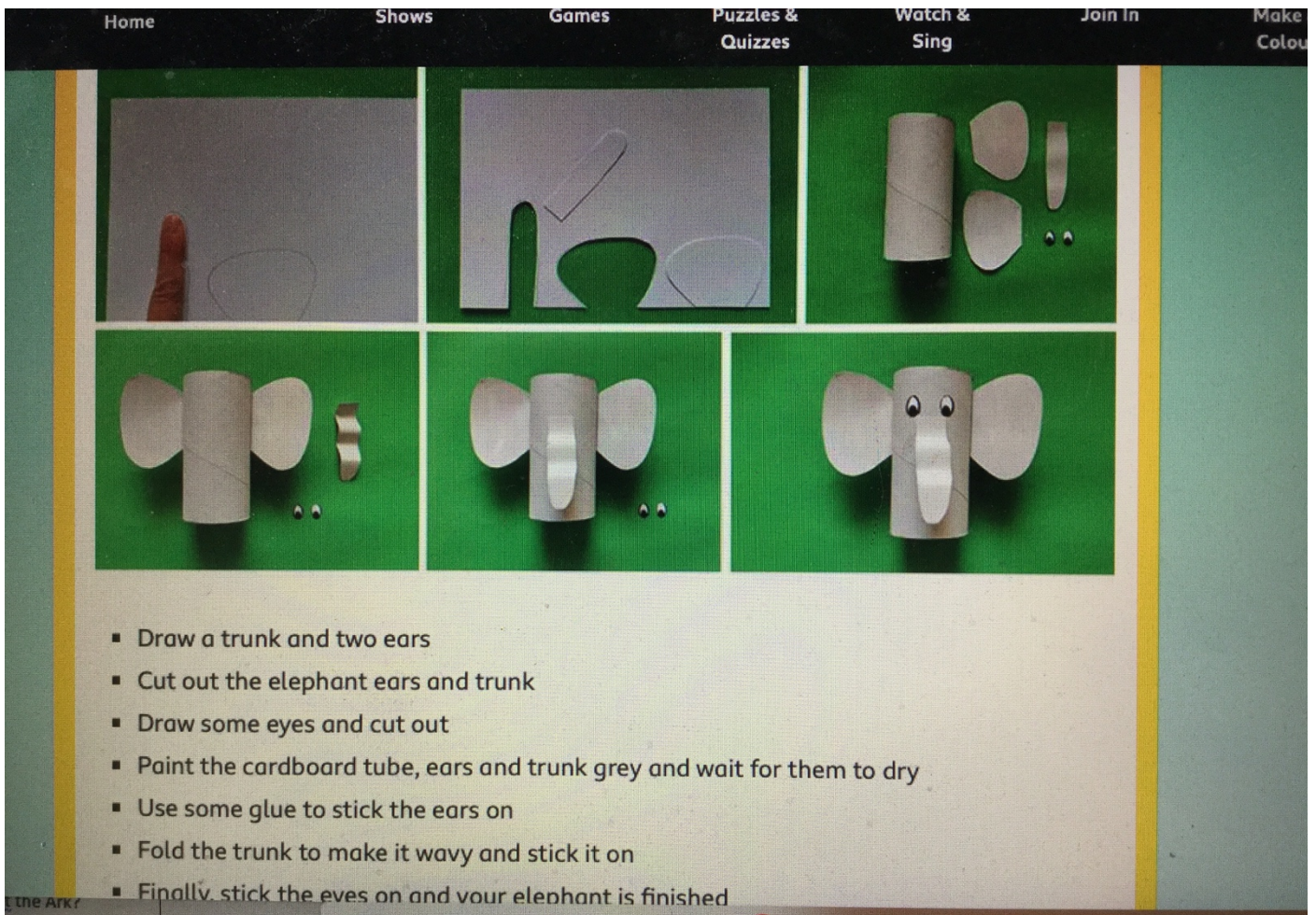


When it's joined up
you have an eight.

Make a loop and then
a line,



That's the way we
make a nine.

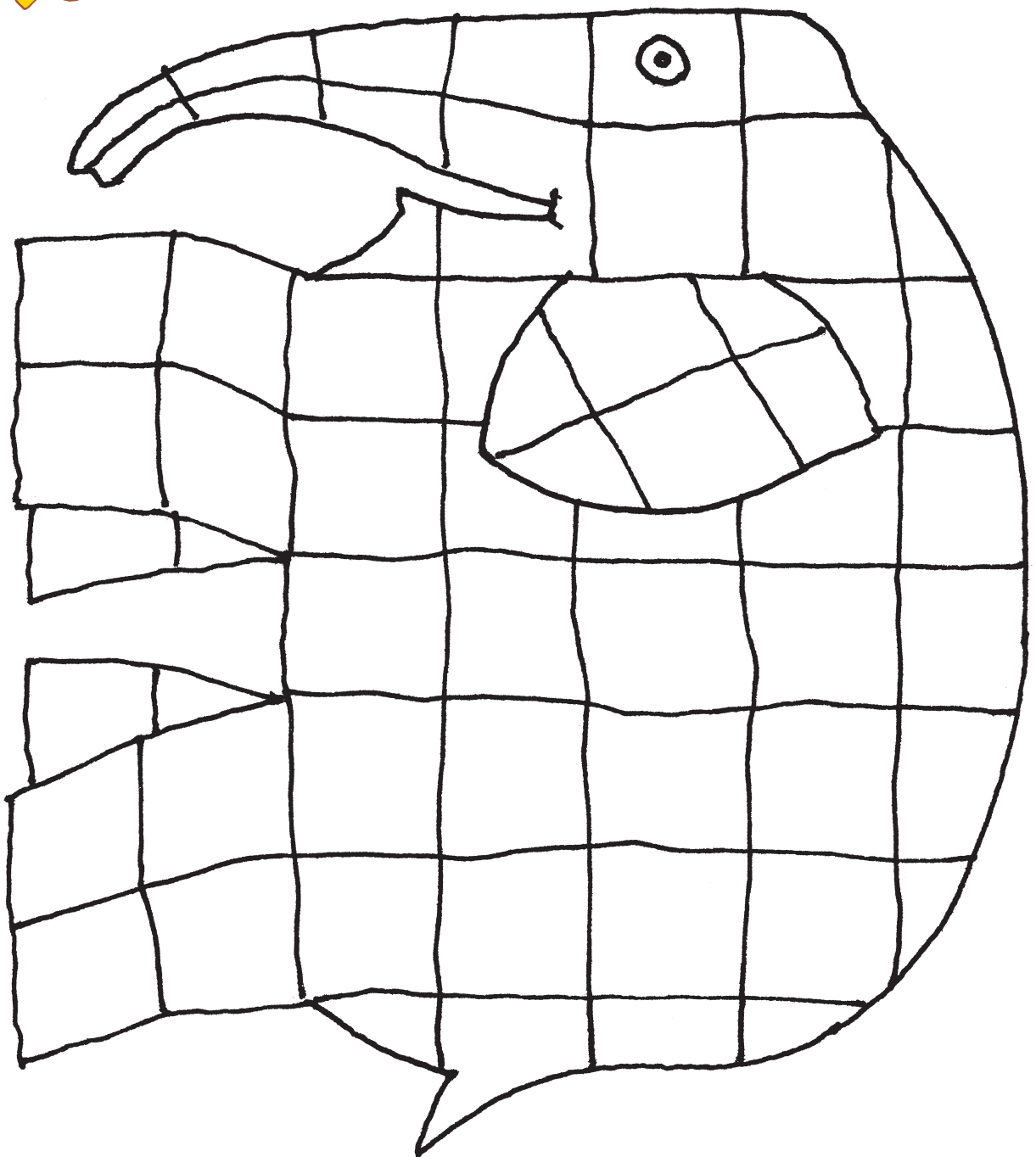


**Can you make an Elephant ?
Use a cardboard tube.**

ELMER

Name:

Age:



ELMER

Name:

Age:

