


# Bowes Primary School



## Home Learning Pack

### Dear Parents

- We have provided several tasks that will support your child's learning during the current school closure.
- Many of the tasks are based on what the children would have been studying in class.
- Work can be recorded in your child's Home Learning book where appropriate.
- As teachers will not be able to oversee or feedback on this work, any support you can provide will be helpful.

WILLOW NURSERY HOME LEARNING 4 <sup>th</sup> May 2020			Suggestions & Ideas !		
Time	Monday	Tuesday	Wednesday	Thursday	Friday
8.30 – 9.00	<b>Get Active !</b> Continue to Choose your favourite Activity from: Joe Wicks <a href="https://www.youtube.com/results?search_query=5+a+day-fitness">https://www.youtube.com/results?search_query=5+a+day-fitness</a> Cosmic Kids Yoga <a href="https://www.youtube.com/user/CosmicKidsYoga">https://www.youtube.com/user/CosmicKidsYoga</a> Just Dance <a href="https://www.youtube.com/result?search_query=just+dance">https://www.youtube.com/result?search_query=just+dance</a>				
Starter: Singing our ‘Days of the Week’ song – tune ‘Frere Jacques’. Today is ? Count & Clap! to 20. Today’s date? It’s May - what’s the weather like today ? <span style="float:right">youtube: Brown Bear Brown Bear(text to music with book art)</span>					
<b>Story of the Week: “Brown Bear Brown Bear” by Eric Carle – if you have the Book, or view on youtube.</b>					
9.00-9.30 REVISE all previous letters every day first, before introducing a new sound.	<b>Phonics</b> <u>Name</u> each of the objects on the attached photo– beginning with ‘j’ – saying a bouncy ‘j j j’ sound, no ‘uh’ afterwards. Play forming the letter, use the handwriting rhymes to help you. Use any graphic tools.	<b>Phonics</b> <u>Name</u> each of the group of ‘v’ objects on the page attached – careful to stretch ‘v’ “vvvv...” Play forming the letter using the handwriting rhymes. Use any graphic tools; chalks, pens, pencils, crayons, or practise on the screen using your finger.	<b>Phonics</b> <u>Name</u> each of the group of ‘y’ objects, bounce the sound - ‘yyyyy...’ Play forming the letter using the rhymes on the sheet.  Play ‘My Turn Your Turn’ You name each object & your child has to repeat back to you.	<b>Phonics</b> <u>Name</u> each of the group of ‘w’ objects in the photo on the sheet. Say ‘w w w’ with no ‘uh’ afterwards. Have a try at forming the letter, don’t forget the ‘here we go’ lead-in stroke! Use the handwriting rhyme to help. Play ‘My Turn Your Turn’	<b>Phonics</b> Play putting 3 letters together – Place the letters - <b>m a n m a t m a p</b> Set out cards & say the sounds - swoosh your finger along to make the word. <b>Watch</b> cbeebies alphablocks stage 1 Episode - ‘ <b>Man</b> ’ & play reading the words as they appear.
9.30-10.30	<b>Free-Flow Activities</b> Suggestions to Choose from: <ul style="list-style-type: none"><li>Set out your Teddies and play having a Teddy Bears’ Picnic, eating your Honey Sandwiches.</li><li>Make some Teddy Bear Toast – Sheet Attached</li><li>Sequence the pictures for ‘Brown Bear Brown Bear’ (attached sheet)</li></ul>				
10.30-11.00	<b>Morning Snack</b>				
11.00-11.30	<b>Maths Focus</b> Place a <b>LARGE EMPTY</b> bowl in the middle. Place: 1 small cup, 1 bowl & 1 larger bowl. Each <b>FULL</b> of water Child to decide the best container to fill the LARGE EMPTY bowl. Explore filling & pouring. Which bowl is best? Word: <b>CAPACITY</b>	<b>Literacy Focus</b> Share the story ‘ <b>Brown Bear Brown Bear</b> . By Eric Carle. If you have the Story Book, if not: Youtube Versions of the Book – also the HAPPY BIMBI Version with real wild animals. Continue with ‘Panda Bear Panda Bear’ & ‘Polar Bear Polar Bear’	<b>Understanding The World</b> Look at cbeebies – Andy’s Wild Adventures, Andy’s Safari Adventures. Look at Youtube: ‘Disneynature Bears’ Brown Bear Facts on Disney Family  Continue with your ZOO WATCH.	<b>Expressive Arts &amp; Design</b> Have a try at making a <u>Bear face</u> cutting out the centre of a paper plate – see attached photo – Play using the Story Language for ‘What can you see?’	<b>PSED/Social &amp; Emotional</b> Make some Honey sandwiches for a Teddy Bears’ picnic. Discuss ‘sharing’ fairly.
11.30-12.30	<b>Lunch Break</b>				
12.30-1.00	<b>Get Active Outdoors! Fresh Air play.</b>				
1.00-1.30	<b>Number of the Day</b> ‘Teddy Numbers’ <a href="http://www.topmarks.co.uk">www.topmarks.co.uk</a> ‘Early Years’ then ‘Teddy Numbers’	<b>Number of the Day</b> PEG missing numbers- Write number sequences on strips- leave blanks. Write the missing numbers on pegs – children clip the pegs on the gaps correctly - See attached sheet.	<b>Number of the Day</b> Practise forming numerals – Thick marker pen with the dots to join up. See attached sheet.	<b>Number of the Day</b> Broken Hearts activity See attached sheet. Cut out some heart shapes, Write a number on 1 side and match to the small hearts on the other side.	<b>Number of the Day</b> <u>Top 10 Counting Songs by Super Simple Songs</u> On YouTube.
1.30-2.00	<b>Story Time</b> Reading your choice of storybook or non-fiction book.	<b>Story Time</b> Goldilocks and the Three Bears Rhyme: Teddy Bear Teddy Bear, Turn Around.	<b>Story Time</b> Cbeebies Bedtime Stories – Tom Hardy ‘There’s a Tiger in the Garden’	<b>Story Time</b> Cbeebies Bedtime Stories ‘The Short Sighted Giraffe’	<b>Story Time</b> Cbeebies Bedtime Stories – Tom Hardy ‘Under the Same Sky’
2.00-2.30	<b>Review – Talk about the day’s learning. Please upload any activities for us to see on your look@me.</b>				

ReadWriteInc on youtube.







Play My Turn Your Turn – saying the sound ‘j’ – remember no ‘uh’ afterwards  
Bounce the sound.  
Can you find something else to join this group ?  
Practise writing ‘j’



Play My Turn Your Turn – name the objects

Say 'vvvvv' - stretch the sound.

Can you find something else to join this group ?

Practise writing 'v'





Play My Turn Your Turn – say ‘y’ - no ‘uh’ after  
Can you find something else to join this group ?  
Practise writing ‘y’.



Play My Turn Your Turn – naming the objects.

Say 'www' - no 'uh' afterwards.

Can you find something to join this group ?

Continue with your Zoo Watch.

## Willow Zoo Watch

Look at the WebCam for Edinburgh Zoo, Chester Zoo, or ZSL London Zoo - for Live stream of wild animals.

Choose your favourite animal & tick off when you see it doing these actions:

Actions:	Tick
Lying Down	
Drinking	
Eating	
Running	
Walking	
Sleeping	
Standing Still	
Can you see the action that your animal does the most while you are watching ?	
Choose another animal & compare ?	








Can you make a sequence story ? Remember the Storybook.  
Use the story words to tell the story.



[www.twinkl.co.uk](http://www.twinkl.co.uk)  
Copyright © 2010 twinkl Ltd

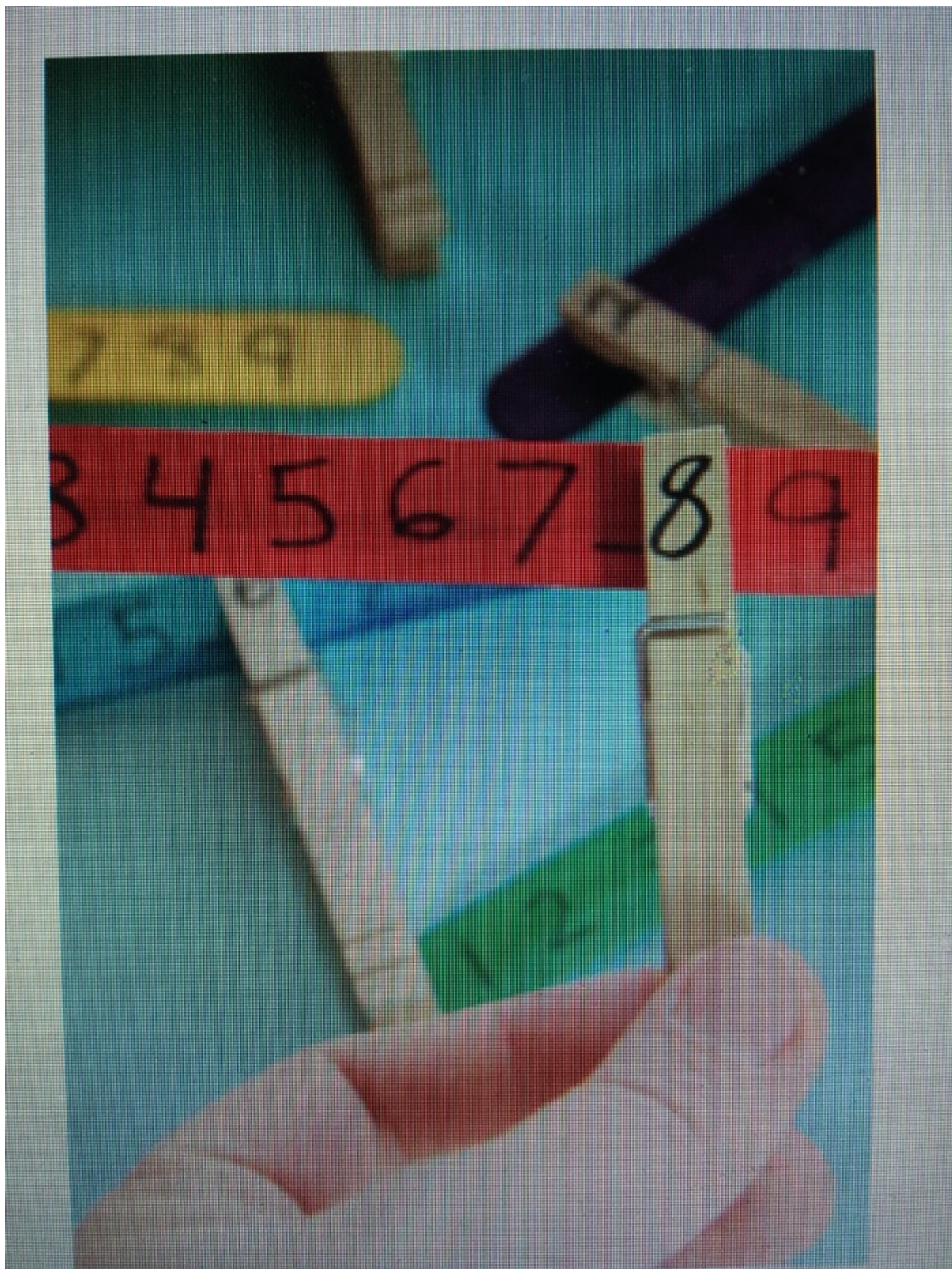















# Teddy Bear Toast









Share this page:



# Teddy Numbers



Select Game:

Numbers up to 5

Numbers up to 10

Numbers up to 15

Words up to 5

Words up to 10

Words up to 15


Topmark

[www.topmarks.co.uk](http://www.topmarks.co.uk)

Early Years

Teddy Numbers





Making heart jig-saw puzzles.