

Bowes Primary School



# Year 4 Multiplication Times Table Check



Information for Parents: 26<sup>th</sup> January 2022



# During this presentation, we will look at:

The purpose of the check

When and how it will be carried out

Arrangements for the check

The content and structure of the check

What we are doing at school to help prepare the children

How you can support your child at home

Useful resources



## What is the purpose of the multiplication times table check?



- To establish whether year 4 pupils can fluently recall their multiplication tables which is essential for future success in mathematics
- To help schools identify pupils who require additional support
- There is no 'pass' rate or threshold
- The DfE will create a report on overall results across all schools in England to measure improvements

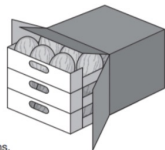


# The Rationale



- All children need to be fluent in their knowledge of the multiplication facts.
- Develop rapid recall of related division facts.
- Improved confidence in short and long multiplication.
- Improved fluency in arithmetic operations.
- SATs

**15** A box contains trays of melons.  
There are 15 melons in a tray.  
There are 3 trays in a box.



A supermarket sells **40** boxes of melons.

How many melons does the supermarket sell?

Show your method

melons

2 marks



Write the correct symbol in each box to make the statements correct.

$11 \times 12$    $15 \times 10$

$90 \div 30$    $60 \div 20$

$120 \div 4$    $160 \div 8$

$30 \times 8$    $100 \times 10$



## When will the multiplication times table check be carried out?




All eligible Year 4 pupils in England will take the check within a 3 week window **in June**.

It is up to individual schools to decide how the check is administered.


# How will the multiplication times table check be carried out and what will it look like?

- The check will be **digital** and take place on screen
- Answers will be entered using a keyboard or by pressing digits or touchscreen using an on-screen number pad
- Children will use their Chromebooks to complete the check





## What will the check look like?



- The multiplication check will take **less than 5 minutes**
- Children will get **6 seconds** to input their answer
- Whatever is written in the answer box at the end of **6 seconds** will be counted as the answer
- There will be **25 questions** with a 3 second pause in-between questions
- The check will take place in class with the class teacher
- There will not be related division facts
- Pupils will not see their results when they complete the check

# What will it contain?

- There will always be questions from the 3, 4, 5, 6, 7, 8, 9, 11 and 12 multiplication tables in each check.
- There will be no questions from the 1 times table (i.e  $1 \times 8$  or  $8 \times 1$ ).
- The 6, 7, 8, 9 and 12 times tables are more likely to be asked.
- There will only be a maximum of 7 questions from the 2, 5 and 10 times tables.
- Reversal of questions will not feature in the same check for example  $8 \times 6 = 6 \times 8$







**There will be 3 practise questions that will help the children to become familiar with the timings and the layout of the check.**






# What if my child cannot access the check?



There are several access arrangements available for the check, these can be used to support pupils with specific needs. Your child's teacher will ensure that the access arrangements are appropriate for your child before they take the check in June.

The check has been designed so that it is inclusive and accessible to as many children as possible, including those with special educational needs or disability (SEND) or English as an additional language (EAL). However, there may be some circumstances in which it will not be appropriate for a pupil to take the check, even when using suitable access arrangements. If you have any concerns about your child accessing the check, we will be able to advise you on the actions available



# What happens before the check?

Teaching times tables facts first:

**Counting and looking for patterns**

**Multiplication is commutative**

**Multiplication is the inverse of division**

**Number families**

**Use of different representations**

**Concrete manipulatives such as counters or multilink cubes**

**Pictorial representations such as arrays**





# How are we helping the children to learn facts in school?

## Counting and looking for patterns

- 
- E.g. Counting in 2s: 2, 4, 6, 8, 10...

## When they are confident, they can look for patterns

E.g.  $4 \times 8$  is the same as  $4 \times 4$ , doubled

<https://www.youtube.com/watch?v=aoUidm704PU>



# How are we helping the children to learn facts in school?



## Multiplication is commutative

E.g.  $3 \times 2$  is the same as  $2 \times 3$ .

Children need to understand that multiplication can be completed in any order to produce the same answer.

Sometimes this link needs to be made explicit

Arrays for  $2 \times 3$

3 lots of 2 = 6



2 lots of 3 = 6



# How are we helping the children to learn facts in school?




## Multiplication is the inverse of division

$20 \div 5 = 4$  can be worked out because  
 $5 \times 4 = 20$ .

Using pictorial representations (such as arrays) is useful here for children to see the link between multiplication and division.



Which expression describes this array?



$6 \times 4$

$3 \times 6$

$3 \times 4$

# ∴ How are we helping the children to learn facts in school?



## Using known facts

By using known facts from 'easier' times tables, children should be able to find answers with increasing speed


$$7 \times 12 = ?$$

I know  $7 \times 11 = 77$   
Therefore,  $77 + 7 = 84$



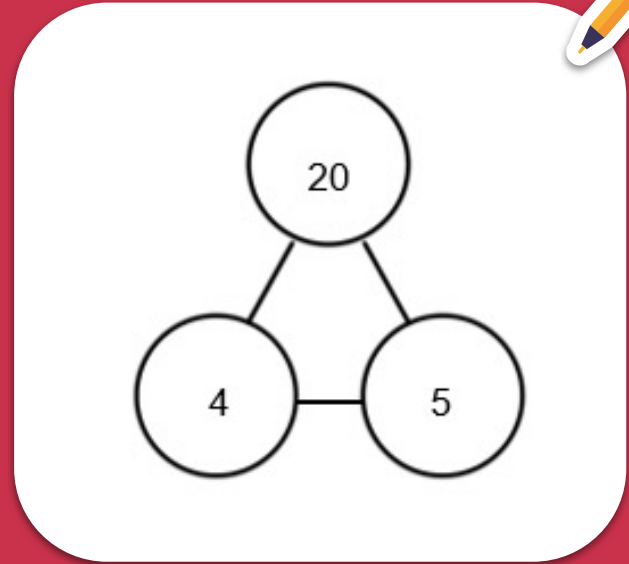
# ∴ How are we helping the children to learn facts in school?



## Number families

$$4 \times 5 = 20, 5 \times 4 = 20, 20 \div 5 = 4, 20 \div 4 = 5$$

Due to their commutative understanding, children should also be able to see whole number families. For many children this will need to be pointed out and discussed





# What resources can I use to support my child?

## Online Maths

## Frame

Free resource that gives you an indication at the speed at which the questions are asked



[YouTube Video Link](#)

### Multiplication Tables Check

This activity exactly mirrors the 'Multiplication Tables Check' that will be given to children at the end of Year 4. They are tested on their multiplication tables up to 12 x 12. There are twenty-five questions and children have six seconds to answer each question and three seconds between questions. The questions are generated randomly using the same rules as the 'Multiplication Tables Check' (see below).

Results can be downloaded and printed at the end of the test.

A similar activity which tests recall of number bonds can be found [here](#).

For more multiplication games [click here](#).

Multiplication Table	Minimum number of items in each form	Maximum number of items in each form
1	Not applicable	Not applicable
2	0	2
3	1	3
4	1	3
5	1	3
6	2	4
7	2	4
8	2	4
9	2	4
10	0	2
11	1	3
12	2	4

MAIN MENU **Multiplication Tables Check** Time left: 2

3 x 8 = 24

Play game

Time allowed: 6 seconds  
Tables selected: All

Question 1 of 25 MATHSFRAME



# What resources can I use to support my child?

## Online–Times Tables Rockstars

Each child has their own unique login  
Highly engaging and the children really  
enjoy it!

Teachers can monitor and view each  
child's progress



What resources can I use to support my child?

**Online-Times  
Tables Songs**



# What resources can I use to support my child?

Written  
Multiplication  
Grids



x	1	2	3	4	5	6	7	8	9	10	11	12
1	1	2	3	4	5	6	7	8	9	10	11	12
2	2	4	6	8	10	12	14	16	18	20	22	24
3	3	6	9	12	15	18	21	24	27	30	33	36
4	4	8	12	16	20	24	28	32	36	40	44	48
5	5	10	15	20	25	30	35	40	45	50	55	60
6	6	12	18	24	30	36	42	48	54	60	66	72
7	7	14	21	28	35	42	49	56	63	70	77	84
8	8	16	24	32	40	48	56	64	72	80	88	96
9	9	18	27	36	45	54	63	72	81	90	99	108
10	10	20	30	40	50	60	70	80	90	100	110	120
11	11	22	33	44	55	66	77	88	99	110	121	132
12	12	24	36	48	60	72	84	96	108	120	132	144

**PRINT** Speed Tables **CHANGE**

Name \_\_\_\_\_ **QUIT**

x	5	4	8	9	7	3	1	2	10	6
8										
5										
9										
4										
6										
1										
7										
10										
3										
2										

Time Taken : \_\_\_\_\_

Developed by Mark Cogan at [www.primarygames.co.uk](http://www.primarygames.co.uk)

# How else can I support my child?



Firstly, a positive attitude goes a long way – so as much encouragement and support as possible (but we don't need to tell you that)!



Some further tips:

- Make times tables fun;
- Climb stairs counting in multiples
- Play verbal times tables games
- Listen to and learn times tables songs
- Play online maths games





# Key Information

The check will focus on what they know about times tables.

It doesn't reflect their understanding of wider mathematical topics.

The check is only 5 minutes long  
For most children, the check will last for a maximum of 5 minutes. When they have finished, they will not need to repeat the check, regardless of their final score.

