


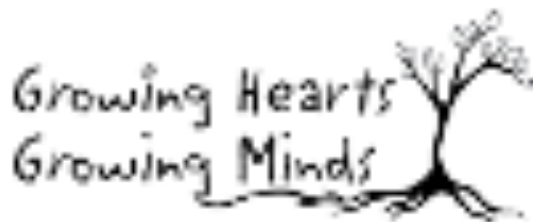


# Key Stage One

---

## Phonics Curriculum Parent Meeting

Tuesday 22<sup>nd</sup> November 2022





# Aims of the presentation

---

- To share how phonics is taught through Read, Write, Inc (RWI).
- To share examples of activities and resources we use to teach phonics.
- Find out ways that you can encourage and support reading at home.



# Reading changes everything

---

Bowes Primary School



Teach a child to read and keep that child reading and we will change everything.

**And I mean everything.**

*Jeanette Winterson*

# Why 'Read, Write Inc.' Phonics?

---

- Tried and tested over many years
- Systematic and structured
- Early success in reading
- Children learn to read quickly and easily
- A rapid Learn to read programme so children can...

Read to learn for the rest of their lives





# What is phonics?

---

Phonics: To blend sounds together to make words.

Sounds: All words are made of individual sounds and these sounds are merged together to form a word e.g. 'mat'.

Graphemes: Is another name for the letters we use to write the sounds (the spelling of the sounds).

































# How Does RWI Work?

---

## Children:

- Learn 44 sounds
- 26 letters
- Over 150+ graphemes (letter combinations)
- Learn to blend sounds to read words
- Read from a range of storybooks and non-fiction books matched to their phonic knowledge
- One of the most complex alphabetic codes in the world.

# Set 1 Sounds

m 	a 	s 	d 	t 
i 	n 	p 	g 	o 
c 	k 	u 	b 	f 
e 	l 	h 	sh 	r 
j 	v 	y 	w 	th 
z 	ch 	qu 	x 	ng 



# Speed Sounds Set 1

## Consonant sounds – stretchy

f	l	m	n	r	s	v	z	sh	th	ng
										nk

## Consonant sounds – bouncy

b	c	d	g	h	j	p	qu	t	w	x	y	ch
	k											

## Vowel sounds – bouncy

a	e	i	o	u
---	---	---	---	---

## Vowel sounds – stretchy

ay	ee	igh	ow
----	----	-----	----

## Vowel sounds – stretchy

oo	oo	ar	or	air	ir	ou	oy
----	----	----	----	-----	----	----	----



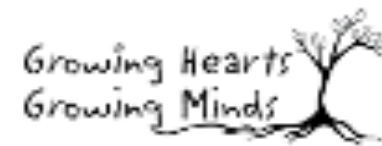
# Pure Sounds

<https://www.youtube.com/watch?v=yIn6PpV1G1I>

Bowes Primary School



## Sound pronunciation guide



# Name the pictures



# Set 2 Sounds

ay



may I play?

ee



what can you see?

igh



fly high

ow



blow the snow

oo



poo at the zoo

oo



look at a book

ar



start the car

or



shut the door

air



that's not fair

ir



whirl and twirl

ou



shout it out

oy



toy for a boy

# Speed Sounds Set 2



## Consonant sounds – stretchy

f	l	m	n	r	s	v	z	sh	th	ng
										nk

## Consonant sounds – bouncy

b	c	d	g	h	j	p	qu	t	w	x	y	ch
	k											

*Special friends are 2 or 3 letters that make 1 sound*

## Vowel sounds – bouncy

a	e	i	o	u
---	---	---	---	---

## Vowel sounds – stretchy

ay	ee	igh	ow
----	----	-----	----


## Vowel sounds – stretchy

oo	oo	ar	or	air	ir	ou	oy
----	----	----	----	-----	----	----	----



# Set 3 Sounds

ea




cup of tea

oi




spoil the boy

ā-e



make a cake

i-e




nice smile

ō-e




phone home

ū-e



huge brute

aw



yawn at dawn

are




care and share

ur




nurse with a purse

er




a better letter

ow




brown cow

ai




snail in the rain

oa



goat in a boat

ew




chew the stew

ire



fire, fire!

ear



hear with your ear

ure



sure it's pure

# Speed Sounds Set 3



## Consonant sounds



f	l	m	n	r	s	v	z	sh	th	ng
ff	ll	mm	nn	rr	ss	ve	zz	ti		nk
ph	le	mb	kn	wr	se		s	ci		
					c		se			
					ce					

b	c	d	g	h	j	p	qu	t	w	x	y	ch
bb	k	dd	gg		j	pp		tt	wh			tch
	ck				g							
	ch				ge							
					dge							

## Vowel sounds

a	e	i	o	u	ay	ee	igh	ow
	ea				ā-e	ē-e	ī-e	ō-e
					ai	y	ie	oa
						ea	i	o
						e	y	

oo	oo	ar	or	air	ir	ou	oy	ire	ear	ure
ū-e			oor	are	ur	ow	oi			
ue			ore		er					
ew			aw							
			au							



# Split Diagraphs

Children often find split diagraphs more challenging to learn

‘Special friends’ who like to chat too much so they are split up

**a-e**    **i-e**    **o-e**    **u-e**    **e-e**



a-e

make a cake



i-e

nice smile



o-e

phone home



u-e

huge brute



e-e

go Pete and Steve!

Growing Hearts  
Growing Minds



# Picture Phrases



ay



may I play?

2. day, play, may, way, lay, say, tray, spray

aw



yawn at dawn

3. saw, raw, law, straw, dawn, paw,  
crawl, jaw, claw, yawn



# Fred Talk      Sounds + blending = reading

---

- Fred helps children learn to read

*Fred can only talk in sounds...*

- (Fred can only say c -a- t, he can't say cat)



*We call this Fred Talk*

- If children understand Fred, they can blend orally

Blending is needed for reading



# Fred Fingers



- Fred helps children learn to spell as well!

*Children convert words into sounds*



- They pinch the sounds they hear on to their fingers...

*We call this 'Fred Fingers'*



**‘Special Friends’, ‘Fred Talk’, read the word**

---

spray

crawl

[https://www.youtube.com/watch?v=dEzfpod5w\\_Q](https://www.youtube.com/watch?v=dEzfpod5w_Q)



# Technical vocabulary

**Green Words** – words that can be sounded out using our phonics

**Red words** – words that cannot be sounded out or words that have tricky parts e.g. I, said, they

**Fred Talk** – (Fred is the frog) he can only talk in sounds e.g. sh-o-p

**Special Friends** – two or more letters that sit next to each other to make a single sound e.g. air in fair.

I	the	at	mad
you	your	sad	dad
said	was	sat	mat

wave  
joke  
line  
rule

Split digraphs



# Read Write Inc. Online Library

---

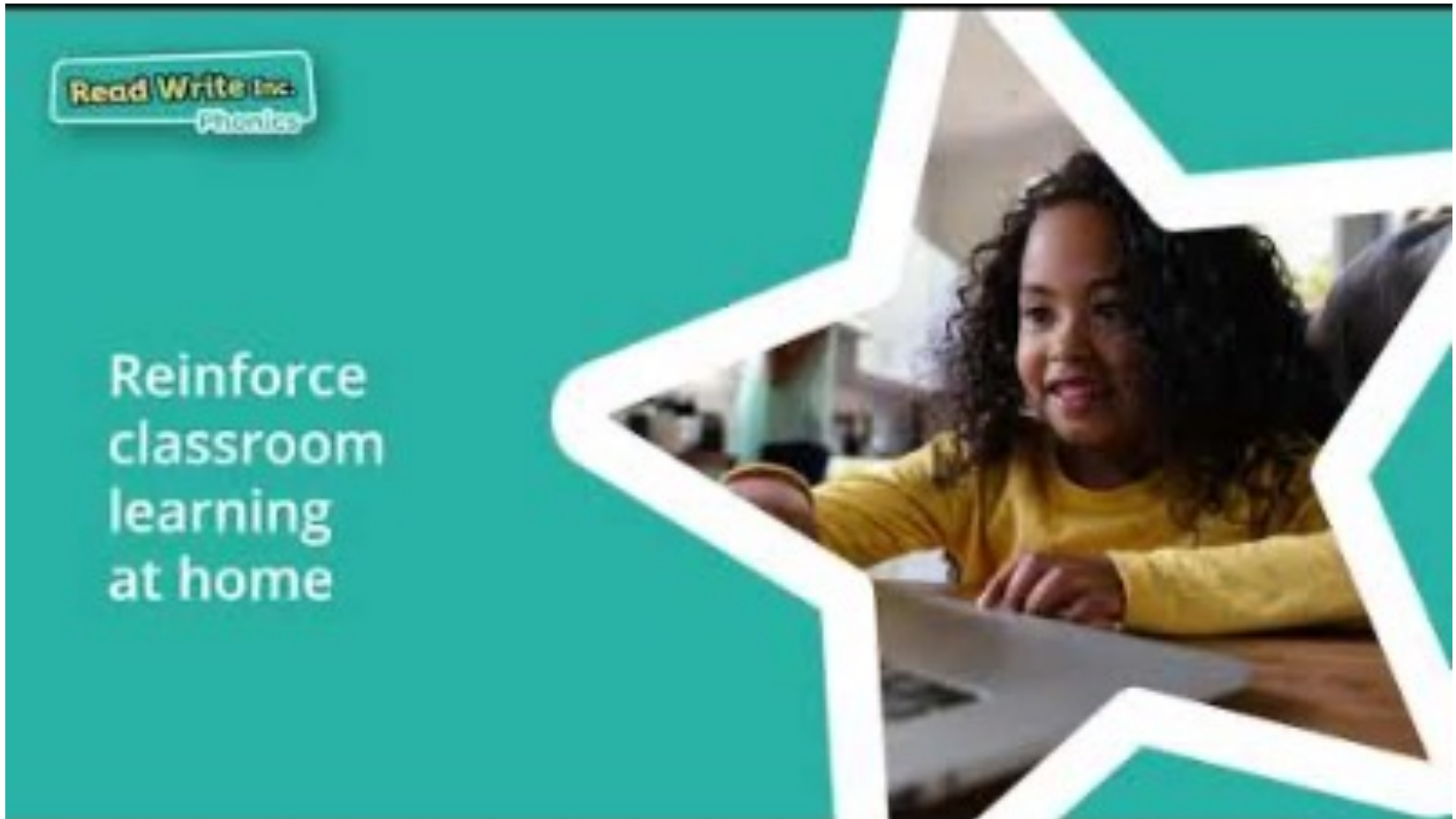
At Bowes we use their online library platform so that children can access their weekly RWI book at home in order to consolidate their learning.



They are a great tool to help your child blend and segment words.



# Read Write Inc. Online Library



<https://youtu.be/EO6K93tpjFM?t=9>

# Read Write Inc. Online Library

---

To complement the RWI online books, children also take home 'real books' every week from our class libraries. We value the importance holding reading books for please.





# What does RWI look like at Bowes?




- Children in Years 1 and 2 are spilt into phonics groups based on their phonic knowledge.
- Children have daily **40 minutes phonics sessions four times a week**.
- Children revisit and review sounds.
- Children are taught to read by breaking down the words into separate sounds or 'phonemes'.
- They are taught how to blend and segment using Fred talk and Fred fingers.
- Children are assessed every half term and groups are fluid.
- Currently, we are carrying out extra phonic sessions per day for some children in order to support them in year 1 and 2 'to keep up'.

# How well do children do at Bowes?


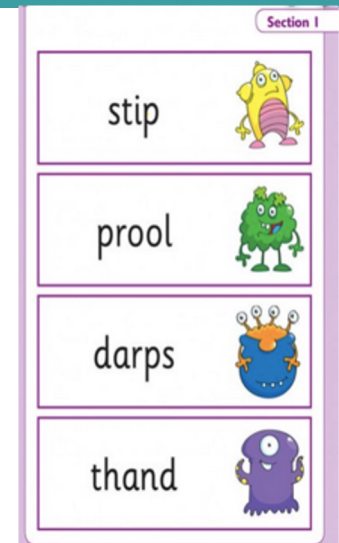
---

Last year, 92% of our children passed the Phonics Screening Check in Year 1.



# Phonics Screening Check

- This takes place once a year for Year 1 children in June
- The check is a mixture of alien and real words, 40 in total
- The test takes approximately 4 to 9 minutes to complete
- The children are tested on their set 1, 2 and 3 sounds with real words and nonsense words
- The children will be asked to 'sound out' a word and blend the sound together e.g. d-o-g dog.
- The pass mark has been 32 out of 40 however, the Government can change this and we are not given this information until the results are published.



# Example words



Section 1

chum

kick

reef

short

voo



63

jound



63

terg



63

fape



63

Please be aware that these resources are not endorsed by the Standards and Testing Agency or the DfE. These are created as **practice aids only** and cannot be used during the Year 1 phonics screening.



# How can you help?

- Encourage your child to ‘sound out’ words when reading and writing. Say ‘Fred talk’
- Focusing particularly on spotting ‘special friends’
- Digraph – 2 letters making one sound snail
- Trigraphs – 3 letters making one sound night
- Split digraphs – 2 vowels with a consonant in between spoke

# How can you help?

---



- You can read stories with your child.
- Read favourite stories **over and over** again.
- Read some stories at a **higher level** than **they can read themselves.**
- Listen to them reading their **RWI online book.**
- Ask them questions about what you or they have read.



## Online resources available

---

Ruth Miskin Parents' Page:



<http://www.ruthmiskin.com/en/parents/>

Ruth Miskin Facebook:


<https://www.facebook.com/miskin.education>

Free e-books for home reading:

<http://www.oxfordowl.co.uk/Reading/>



The more that  
**YOU READ,**  
 THE MORE THINGS  
 YOU WILL KNOW.  
 The more that you learn,  
**THE MORE PLACES**  
**YOU'LL GO.**



Thank you!  
 Happy  
 Reading

-DR. SENSS



# Reading changes everything

---

Bowes Primary School



Teach a child to read and keep that child reading and we will change everything.

**And I mean everything.**

*Jeanette Winterson*

# Any questions?

---

Bowes Primary School



# Q & A