

Bowes Primary School



Home Learning Pack

Dear Parents

- We have provided several tasks that will support your child's learning during the current school closure.
- Many of the tasks are based on what the children would have been studying in class.
- Work can be recorded in your child's Home Learning book where appropriate.
- As teachers will not be able to oversee or feedback on this work, any support you can provide will be helpful.

Year Group: 1	
Curriculum area	Tasks
Reading	<ul style="list-style-type: none"> Keep practising your speed sounds (in your booklet which is part of your Reading Pack and at the front of your RWI books). Ask your adult to help you find a book you haven't read before. Before you read it, make some predictions about the story. Remember to use the cover and the title to help you. Share the book with your adult. Discuss whether any of your predictions were correct. <p>Enfield Library has lots of books online. If you are not already a member you can also join online. https://new.enfield.gov.uk/services/libraries/library-information/#2</p> <ul style="list-style-type: none"> Ask someone in your family to write a letter to you. Read it out loud to your adult. Try the Phonics Activity (Page 9). Choose <u>one</u> Comprehension Activity (Page 10 or 11).
Writing	<ul style="list-style-type: none"> Use your list of the signs of Spring (from your previous Home Learning Pack). Can you write a poem using some of these words? A poem doesn't have to rhyme but they are fun when they do! Remember to keep writing in your diary. Write in it as often as you can even if it is only one or two sentences. What are you doing to keep busy? Have you found a new interest or hobby? Remember, a diary is like a friend so you can use it to share your thoughts and feelings as well as to record what you have done during the day. Write a list of jobs which you can do to help your adult around the house. Complete <u>both</u> Writing Activities (see below). <p>If you feel like you have lots of brain power for reading and writing this week, you might decide to accept the Challenges!</p>
Maths	<ul style="list-style-type: none"> Keep practising your 2, 5 and 10 times-tables. Order the members of your family according to their height. Which person is the tallest/shortest? Find different items around your house and have a go at measuring them. Use straws/pencils/your hands to measure them.

	<ul style="list-style-type: none"> • Which item was the longest and which was the shortest? How do you know? Why is it important to measure in a straight line? • If you have a ruler or a tape measure, now have a go at measuring them accurately. Perhaps you could estimate the length or height of the objects first. • If you have a computer you could play this measurement game. <p>https://www.topmarks.co.uk/maths-games/measuring-in-cm</p> <p>Remember to check with your adult first!</p> <p>Remember to stay safe online!</p>
<p>Topic based project based on research</p>	<p style="text-align: center;"><u>Transport</u></p> <p style="text-align: center;"><u>How has public transport in London changed over time?</u></p> <p>We will look at the different types of public transport in London and explore how it has changed over time.</p> <p>Here are some questions and ideas. Use them over the following weeks to help you investigate our new topic. Research and discuss them with a grown up.</p> <ul style="list-style-type: none"> • Look at photos from the past to explore how public transport in London was different when your grandparents and great-grandparents were little? • How have trains, buses and taxis in London changed over time? • What impact has this had on people's lives? • When were buses first used in London? Compare an old and new bus. • When was the first underground train used? How have they changed? • Can you find out about the history of Bounds Green station? <p>You do not need to do all of this in one week!</p> <p>Each week we shall be exploring a different enquiry question. This week's enquiry question is....</p> <p style="text-align: center;"><u>Week 1 - Enquiry Question</u></p> <p style="text-align: center;"><u>What different types of public transport are there in London today?</u></p> <ul style="list-style-type: none"> • What is public transport? • Look at different photos of vehicles. • Name and describe the different types of transport. • What are they called? • Who uses them? • How they are powered?

- Do they all need a road?

Task 1

1. Design your own transport poster to show the different types of public transport in London (see example below for some ideas).
2. Label the different types of transport.

Useful Resources

<http://www.cookie.com/kids/worksheets/science/transport/k/t11.html>

<https://www.twinkl.co.uk/resources/geography/human-and-physical-geography-geography-subjects-key-stage-1/transport>

Remember to check with an adult first!

Stay safe online!

Example Poster

Can you think of any other transport to add to your poster? You could draw your poster or use a computer, if you have one.



bus



train



LONDON



TRANSPORT



taxi



boat



aeroplane



Awe and Wonder Science Activity

Plastic Bag Parachutes

Make sure you have a grownup to help you with this activity, especially when finding somewhere to drop the parachute from.




You might also need some grownup help with making the holes in your parachute. Have fun!

You will need:  A square of plastic bag material  A plastic person  String  A hole punch  Scissors

1. Cut off across the corners of the square, creating an octagon shape.
2. Hole punch in the middle of each side.
3. Put a piece of string through each of the 8 holes and tie.
4. Gather the 8 pieces of string together and tie to your plastic person.
5. Cut out a small circle from the centre of your parachute to let air pass through gently.
6. Get up somewhere high, on top of a climbing frame or up some stairs.
7. Hold the centre of your parachute, with the person underneath. Let go and watch how they travel to the ground.
8. Does the parachute open? Does the person travel fast or slow? Does the person go straight down or to one side? Does it spin? What could you do differently?

The Science Bit

When you release the parachute the weight pulls down on the strings and opens up a large surface area of material that slows down the person. The larger the surface area the more air resistance and the slower the parachute will drop.

PE Activity	<ul style="list-style-type: none"> • Our topic is Travel. Can you think of different ways you can travel around your home? Can you hop from the kitchen to the sitting room? Can you crawl from your bedroom to the bathroom? • Ask your adult if you can do PE with Joe at 9am (a 30 minute workout). <p>https://www.thebodycoach.com/blog/pe-with-joe-1254.html</p> <p>Remember to ask an adult first! Stay safe online!</p>
Life Skills	<ul style="list-style-type: none"> • Ask your adult to teach you how to tie your shoelaces!  <ul style="list-style-type: none"> • Do you know your left side and right side? If not, ask your adult to help you learn them.  <ul style="list-style-type: none"> • Can you help your adult sort the clothes washing into different piles – darks, whites and colours? 

Phonics Activity

Can you read the words and match them to the correct picture?

blow



chicken



girl

frog



mouth



books



boat

shoe



Challenge

Go on a grapheme hunt. Choose some graphemes (e.g. ar – start the car) and look for them around the house. Look for them on things like food packets and shampoo bottles.

Comprehension Activity

The Owl and the Pussy-Cat went to sea,
In a beautiful pea green boat,
They took some honey and plenty of money,
Wrapped up in a five-pound note.
The Owl looked up to the stars above,
And sang to a small guitar.

“O lovely Pussy! O Pussy, my love,
What a beautiful Pussy you are,
You are,
You are!
What a beautiful Pussy you are!”



Questions

1. Who went to sea?
2. What colour was their boat?
3. What did they take with them?
4. Are Owl and Pussy-Cat friends? How do you know?

Comprehension Activity

The Owl and the Pussy-Cat went to sea,
In a beautiful pea green boat,
They took some honey and plenty of money,
Wrapped up in a five-pound note.
The Owl looked up to the stars above,
And sang to a small guitar.

“O lovely Pussy! O Pussy, my love,
What a beautiful Pussy you are,
You are,
You are!
What a beautiful Pussy you are!”

Pussy said to the Owl
“You elegant fowl!
How charmingly sweet you sing!
O let us be married! Too long we have tarried,
But what shall we do for a ring?”

Questions

1. What do Owl and Pussy-Cat take with them?
2. What instrument does Owl play?
3. Which adjective does Owl use to describe Pussy-Cat?
4. What do you think ‘tarried’ means?
5. What do they need to do before they can get married?

Writing Activities

Read again (or ask your adult to read it with you) 'The Owl and the Pussycat'.

1.

Make a cartoon strip like the one below. Draw a picture in each box and write at least one sentence underneath to re-tell the poem in your own words. Use adjectives to describe the boat, the sea, the journey and the characters. Try to use WOW words!

Remember to use your phonic knowledge to help you with your spelling.

Don't forget to use capital letters, finger spaces and full stops.

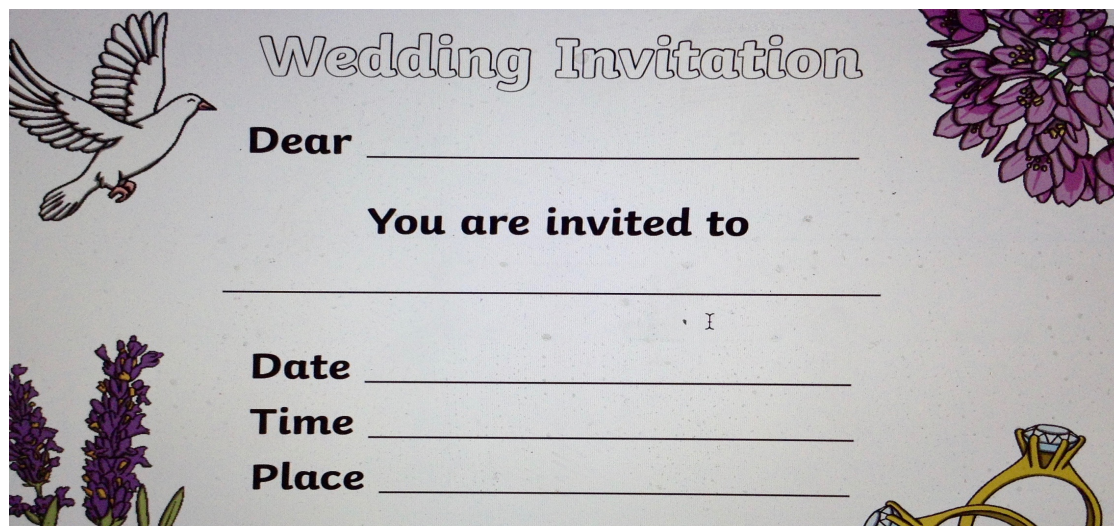
2.

Write a wedding invitation for their wedding guests. You will need to set a date and time for the wedding and decide on a venue. **Use your imagination!**

It could look similar to the one below or you may prefer to design your own.

Remember to use your phonic knowledge for spelling.

Don't forget to decorate your invitation and add colour to make it look really special.



Challenge!

Write on a separate page to tell the guests what they will eat at the wedding, what they should wear (the dress code) and what entertainment they can look forward to enjoying. Can you give the guests directions to the wedding? Maybe they will need to travel by boat, aeroplane or hot air balloon! **Use your imagination!**

Challenge!

After you have finished your writing activity, can your adult help you find the rest of the poem? If you find it you could try answering the extra comprehension questions below.

<https://www.poetryfoundation.org/poems/43188/the-owl-and-the-pussy-cat>

Remember to ask your adult first! Stay safe online!

Extra Comprehension Questions

1. What do they buy from Piggy-wig?
2. Where do they sail to?
3. Who marries them?
4. What do they eat at the wedding?
5. How many rhyming words can you find in the poem?