


Bowes Primary School



Home Learning Pack

- We have provided several tasks that will support your child's learning during the current school closure.
- Many of the tasks are based on what the children would have been studying in class.
- Work can be recorded in your child's Home Learning book where appropriate.
- As teachers will not be able to oversee or feedback on this work, any support you can provide will be helpful.

Year group: 1

Curriculum area	Tasks
Reading	<ul style="list-style-type: none">• Teach your adult how to read the speed sound chart in the front of your RWI book.• Spend time reading your Story Book. Think about whether you enjoyed the story or not. What did you like? What didn't you like? Would you recommend it to a friend? Do you know any similar stories?• How many different graphemes can you spot in your Story Book? e.g. can you find the grapheme 'ee'?• Have a go at the Phonics Activity (see below).• Choose <u>one</u> Comprehension Activity (see below).
Writing	<ul style="list-style-type: none">• Look out for signs of Spring and keep a list of them.• Keep a diary during the time our school is closed. Write in it as often as you can. What are you doing to keep busy? Have you found a new interest or hobby? Remember, a diary is like a friend so you can use it to share your thoughts and feelings as well as to record what you have done during the day.• Write a letter to a friend or someone in your family. Ask your grown-up if they can post it next time they go to the shops.• Choose <u>one</u> Writing Activity (see below).
Maths	<ul style="list-style-type: none">• Practise your 2, 5 and 10 times-tables.• Practise telling the time using 'o'clock' and 'half past'.• Think of an even number and find half of it. Think of an even number and double it. Use objects to help you.• Make a number line. Practice adding and subtracting numbers using your number line.• Play a pictogram game. Draw a shape and describe it to your grown-up (you will need to count the sides and the edges). See if they can guess the shape.• Make a picture using your shapes.• Estimate the length of an object in centimetres (cm). Use a ruler to measure it accurately. Was your estimate a sensible one?• Ask an adult to help you find a recipe for a cake or some biscuits. Can you measure the ingredients accurately?

- Play some games from the following website -

<https://uk.ixl.com/math/year-1>

Make sure you play games involving number, shape and measurement.

Remember to stay safe online!

**Topic based
project based on
research**

Can you make an information booklet all about the United Kingdom?

- You could start by designing a front cover
- Think of a title for your book
- What are you going to draw on the front cover?
- What will you include in your book?
- Don't forget to number the pages

Here is an idea of what it could look like...

Let's Explore the United Kingdom



See below for more ideas for your information booklet.

Phonics Activity

It is warm today. I am going to play in the garden. I like to splash in the paddling pool. Later, I will play a chase game with my friends. I always hide behind a big bush! I hope the ice-cream van comes tonight. My favourite flavour is chocolate.

Find and underline these graphemes:

ch e.g. 'chease', 'chips'

sh e.g. 'sheesh', 'crash'

ay e.g. 'stay, tray', 'clay'



Now use your Speed Sounds Book (in your plastic reading wallet) and choose a different grapheme to find.

How many different graphemes can you find?

More of a challenge?

The warm weather means I can play outside today. I play under the sprinkler with my brother. We run through the water and scream and shout! At night, I play hide and seek with my friends. I usually hide behind a big bush. I love it when the weather is warm. When the ice-cream van comes around, I shout with excitement because that means I can buy my favourite flavour, strawberry!

Find and underline these graphemes:

ea – 'tea, cup of tea'

i-e – 'nice smile'



Now use your Speed Sounds Book (in your plastic reading wallet) and choose a different grapheme to find.

How many different graphemes can you find?

Comprehension Activity

Recipe for a Marmalade Sandwich

Ingredients

- two slices of bread
- butter or margarine
- marmalade



Instructions

1. Spread some butter or margarine onto both slices of bread
2. Spread some marmalade (or jam if you prefer) onto the slices of bread
3. Put one slice of bread on top of the other
4. Gently press down
5. Enjoy your sandwich!

Questions

1. What are these instructions for?
2. How many slices of bread do you need to make the sandwich?
3. If you don't like marmalade, what could you use instead?

Maybe you can make the sandwich and share it with your grown-up!

Comprehension Activity

(AND AUNT LUCY'S) MARMALADE

Tip: Please be aware that this recipe has been handed down to Paddington from his Aunt Lucy. Quantities and techniques may vary from the jungles of Peru so please adapt to your taste and own kitchen utensils.



INGREDIENTS:

1. 12 ripe from the tree Seville oranges (Mrs Bird says this is normally about 1 kilogram)
2. Preserving sugar (Mrs. Bird says this is better than jam sugar for marmalade and should be twice the weight of the oranges. Mrs Bird and I balance the scales and then do it again to get the right weight.)
3. 1 lemon per 12 (1 kg) oranges
4. One large bucket of water (approx. 25 litres)

Questions

1. Who gave this recipe to Paddington Bear?
2. How many oranges do you need to make the marmalade?
3. How much sugar do you need?
4. Why may you need to adapt the recipe?

Writing Activity

We have been reading 'Katie in London' and 'Paddington at the Palace'. Write your own adventure story which is set in London. Before you start, choose names for your characters and decide which London landmarks will they visit.



Make a cartoon strip like the one below. Draw a picture in each box and write a sentence underneath to explain what is happening. You could include speech and thought bubbles.

Use your phonic knowledge to help you with your spelling.

Don't forget to use capital letters, finger spaces and full stops.

Writing Activity

We have been reading 'Katie in London' and 'Paddington at the Palace'. Write your own adventure story which is set in London.

Plan your story before you start writing.



You will need to choose a title, your characters' names and the landmarks they will visit. You will also need to decide what adventure they will have.

Remember to add detail to your writing by using adjectives to describe your characters and the landmarks. Try to use **WOW!** words.

Don't forget to use your phonic knowledge for spelling. Use capital letters, finger spaces and full stops. Try to use exclamation marks for the exciting parts of the adventure!

Finally, illustrate your story.

Here are some more ideas for your Information Booklet about the United Kingdom

Page 1

Copy the map and label the four countries of the United Kingdom.

Can you find out the names of the capital city for each country?



The United Kingdom flag is a mixture of other flags.

Can you draw the United Kingdom flag? Use a ruler if you have one!



What is the name of this flag?


Draw and then label the flags with the correct country.

Scotland



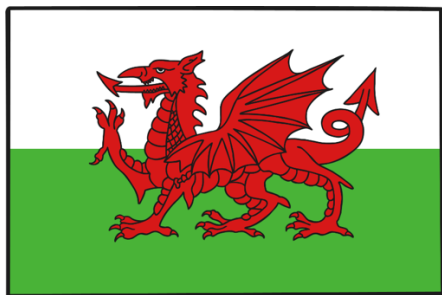

England

Northern Ireland


Wales




Find out which flower represents each country.



rose



thistle



daffodil



clover

Ask your grown-up to help you make a list of all the different places you have visited in the United Kingdom.

Do you have family who live in a different part of the United Kingdom?

If you had a magic lion (like the one in 'Katie in London') where in the United Kingdom would you ask him to take you?

Page 6

Find out some interesting facts about England.

Things to think about -

- How many people live in London?
- Where does the Queen live?
- Name some famous landmarks outside of London.
- What is the tallest building in London?
- What is the official language of England?
- Name some traditional English foods.